

SITE DETAILS

ADDRESS

624 MAIN STREET/
56 BELL STREET
KANGAROO POINT QLD 4169

RPD

LOT 1 on SP 197110

SITE AREA

1672 SQM

DA - MATERIAL CHANGE OF USE
DEVELOPMENT PERMIT
- MULTIPLE DWELLING

DA - MATERIAL CHANGE OF USE
DEVELOPMENT PERMIT
- CENTRE ACTIVITY, FOOD AND
DRINK OUTLET, SHOP

DA REFERENCE : A005136820
APPROVED 30/8/2019



SITE PLAN

A3 - 1:500

COPYRIGHT	GENERAL NOTES	NORTH POINT	DATED	EVENT	ISSUE	PROJECT	LOCATION AT	DRAWING TITLE
THESE DRAWINGS & DESIGNS ARE COPYRIGHT & MUST NOT BE REPRODUCED IN WHOLE OR IN PART WITHOUT THE PERMISSION OF ANGELO NICOLOSI ARCHITECTS. INFRINGEMENTS OF COPYRIGHT WILL RESULT IN LEGAL ACTION BEING TAKEN	<ul style="list-style-type: none"> ALL MATERIALS & WORKMANSHIP IN ACCORDANCE WITH RELEVANT CURRENT AUSTRALIAN STANDARDS, THE BUILDING CODE OF AUSTRALIA & STATUTORY REGULATIONS DO NOT SCALE FROM DRAWINGS. VERIFY DIMENSIONS & DETAILS ON SITE BEFORE COMMENCING ANY WORK WHERE DISCREPANCIES EXIST BETWEEN FIGURED & SCALED DIMENSIONS, FIGURED DIMENSIONS PREVAIL REFER ANY DISCREPANCIES TO THE ARCHITECTS BEFORE COMMENCING WORK OR PREPARING SHOP DRAWINGS 		5-08-22 13-06-22 31-3-22	FOR STRUCTURAL FOR INFORMATION BA	C B A	MULTIPLE DWELLING	624 MAIN STREET KANGAROO POINT	<p>SITE PLAN</p> <p>SCALE: A3 - 1 : 500 0 2.5 5 10m</p> <p>DRAWN BY / EMAIL: PRIMO NICOLOSI, PRIMO@ANAA.COM.AU PROJECT No: 2210 PAGE No: BA - 00</p>

WINDOW SCHEDULE

No.	H	X	W	DESCRIPTION	SILL	HEAD	OTHER SPEC
W1	1200H	X	1200W	ALUM. SLIDING WIN OX	1200	2400	REFER TO ACOUSTIC SCHEDULE / CS /SCN
W2	1200H	X	900W	ALUM. SLIDING WIN OX	1200	2400	REFER TO ACOUSTIC SCHEDULE /SCN
W3	900H	X	900W	ALUM. SLIDING WIN OX	1500	2400	OBS / FROSTED GLASS IN BATHROOM REFER TO ACOUSTIC SCHEDULE / CS
W4	1200H	X	2400W	ALUM. SLIDING WIN OXXO	1200	2400	REFER TO ACOUSTIC SCHEDULE
W5	600H	X	1500W	ALUM. SLIDING HIGH WIN OX	1500	2100	REFER TO ACOUSTIC SCHEDULE
W6	600H	X	1800W	ALUM. SLIDING HIGH WIN OX	1500	2100	REFER TO ACOUSTIC SCHEDULE /SCN
W7	1200H	X	600W	ALUM. HOPPER WIN	1200	2400	REFER TO ACOUSTIC SCHEDULE
W8	600H	X	600W	ALUM. SLIDING WIN OX	1800	2400	OBS / FROSTED GLASS IN BATHROOM
W9	1200H	X	1500W	ALUM. SLIDING WIN OX	1200	2400	REFER TO ACOUSTIC SCHEDULE /SCN
W10	900H	X	1800W	ALUM. SLIDING WIN OX	1500	2400	REFER TO ACOUSTIC SCHEDULE
W11	1200H	X	1800W	ALUM. SLIDING WIN OXX	1200	2400	REFER TO ACOUSTIC SCHEDULE
W12	900H	X	2400W	ALUM. SLIDING WIN OXXO	1500	2400	REFER TO ACOUSTIC SCHEDULE
W13	2400H	X	675W	ALUM. FIXED WIN	0	2400	REFER TO ACOUSTIC SCHEDULE
COMMUNAL MPR							
CW1	550H X 8100W 2400H X 8100W			ALUM. FIXED WIN ABOVE - MATCH WITH WIN BELOW ALUM. FIXED WIN BELOW	2400 0	2950 2400	REFER TO ACOUSTIC SCHEDULE
CW2	550H X 1870W			ALUM. FIXED WIN ABOVE - MATCH WITH D6	2400	2950	REFER TO ACOUSTIC SCHEDULE
CW3	550H X 1220W 2400H X 1220W			ALUM. FIXED WIN ABOVE - MATCH WITH WIN BELOW ALUM. FIXED WIN BELOW	2400 0	2950 2400	REFER TO ACOUSTIC SCHEDULE

SLIDING DOOR SCHEDULE

No.	H	X	W	DESCRIPTION		SILL	HEAD	OTHER SPEC
SD1	2400H	X	2700W	ALUM. SLIDING DOORS OXX	3 PANELS	0	2400	REFER TO ACOUSTIC SCHEDULE
SD1.2	2400H	X	2500W					TO BE MEASURE ON SITE
SD2	2400H	X	2400W	ALUM. SLIDING DOORS XO	2 PANELS	0	2400	REFER TO ACOUSTIC SCHEDULE
SD3	2400H	X	1800W	ALUM. SLIDING DOORS XO	2 PANELS	0	2400	REFER TO ACOUSTIC SCHEDULE
SD4	2400H	X	2100W	ALUM. SLIDING DOORS XO	2 PANELS	0	2400	REFER TO ACOUSTIC SCHEDULE

DOOR SCHEDULE ALL DOORS TO BE OF A CONTRASTING COLOUR AS PER AS 1428.1

No.	DESCRIPTION	HEAD	OTHER SPEC
D1	920 SOLIDCORE STEEL FRAME SWING DOOR FRL -/60/30	2100	850 CLEAR / FIRE DOOR / SECURITY DOOR LOCK / SELF CLOSE DOOR STOPPER
D2	820 TIMBER FRAME HOLLOWCORE SWING	2100	DOOR STOPPER
D3	720 TIMBER FRAME HOLLOWCORE SWING	2100	DOOR STOPPER
D4	720 TIMBER FRAME CAVITY SLIDE HOLLOWCORE	2100	
D5	920 SOLIDCORE STEEL FRAME SWING DOOR FRL -/60/30	2100	850 CLEAR/ SELF CLOSE DOOR STOPPER
D6 D6.2	920 ALUM. FRAME SECURITY GLASS DOOR	2100 / 2400	850 CLEAR/ SELF CLOSE DOOR STOPPER

RETAIL WINDOW SCHEDULE

No.	H	X	W	DESCRIPTION	SILL	HEAD	OTHER SPEC
SW1	825H X 5000W 2400H X 4000W			ALUM. FIXED WIN ABOVE MATCH WITH D6 BELOW ALUM. FIXED WIN BELOW	2400 0	3225 2400	REFER TO ACOUSTIC SCHEDULE WALL WETTING SPRINKLERS REQUIRED
SW2	1160H X 7600W			ALUM. FIXED WIN ABOVE MATCH WITH SD5 BELOW	2400	3560	REFER TO ACOUSTIC SCHEDULE
SW3	1350H X 6000W			ALUM. FIXED WIN ABOVE MATCH WITH SD6 BELOW	2400	2400	REFER TO ACOUSTIC SCHEDULE
SW4	1250H X 3500W 2400H X 3500W			ALUM. FIXED WIN ABOVE MATCH WITH FIXED WIN BELOW ALUM. FIXED WIN BELOW	2400 0	3650 2400	REFER TO ACOUSTIC SCHEDULE WALL WETTING SPRINKLERS REQUIRED
SW5	1250H X 2100W 2400H X 2100W			ALUM. FIXED WIN ABOVE MATCH WITH FIXED WIN BELOW ALUM. FIXED WIN BELOW	2400 0	3650 2400	REFER TO ACOUSTIC SCHEDULE
SW6	1250H X 3000W			ALUM. FIXED WIN ABOVE MATCH WITH BF DOORS BELOW	2400	3650	REFER TO ACOUSTIC SCHEDULE

ALL RETAIL WINDOW AND DOORS ARE TO BE CUSTOM MADE AND/OR REQUIRES MEASURED ON SITE.

RETAIL SLIDING DOOR SCHEDULE

No.	H	X	W	DESCRIPTION		SILL	HEAD	OTHER SPEC
SD4	2400H	X	5000W	ALUM. SLIDING DOORS OXXO	4 PANELS	0	2400	STANDARD GREY GLASS
SD5	2400H	X	7600W	ALUM. SLIDING DOORS OXXO	6 PANELS	0	2400	REFER TO ACOUSTIC SCHEDULE
SD6	2400H	X	6000W	ALUM. SLIDING DOORS OXXO	5 PANELS	0	2400	REFER TO ACOUSTIC SCHEDULE
BF1	2400H	X	3000W	ALUM. BI-FOLD DOORS ON CURVE TRACKS	5 PANELS	0	2400	REFER TO ACOUSTIC SCHEDULE

WIN & DOOR LEGEND /NOTES:

- IS TO BE CUSTOM MADE AND/OR REQUIRES MEASURED ON SITE.
LO - LIMITED OPENING 125mm MAX. VIA - DS255 SLIDING WINDOW LIMITER

SCN - ALUM PRIVACY SCREEN ##
CS - ALUM SAFETY SCREEN / INVISIGARD SCREEN/ CRMSAFE ##
HW - HIGH WINDOW
FH - FULL HEIGHT
EF - EXHAUST FAN
EXHAUST FAN SCHEDULE FOR INTERNAL WC AND L'DY
EXHAUST FAN TO DESIGN AND CONSTRUCT WITH CERTIFICATE

ENSUITE	25 L/S
TOILET	25 L/S
BATH	25 L/S
L'DY	20 L/S
BATH/L'DY	40 L/S

DESIGN AND CONSTRUCT MECH VENT TO ALL INTERNAL BATHS
SUPPLY FORM 16 WITH INSTALLATION
REFER TO ELECTRICAL DWGS

SILL AND HEAD HEIGHT ARE AS INDICATED IN THE TABLE, CONTACT ARCHITECT/S FOR INFO IF NOT NOTED OTHERWISE.

ALL RODES, EXTERNAL/OUTDOOR GATES AND CABINERY DOORS ARE NOT INCLUDED IF NOT NOTED OTHERWISE.

FIRE NOTES:

EXIT > EXIT SIGNAGE LIGHT BOX
EXIT > DIRECTIONAL EXIT
EL EMERGENCY LIGHTING TO AS STANDARD
S SMOKE ALARM
FE FIRE EXTINGUISHER
FH FIRE HYDRANT
F/S NON-COMBUSTIBLE/ FIRE PROTECTIVE COVERING/ SMOKE SEALED
REFER TO ELECTRICAL PLAN

SMOKE ALARM NOTE:

Ⓢ ALL SMOKE DETECTOR/ ALARM ARE TO BE INTERCONNECTED PHOTOELECTRIC, HARDWIRED AND COMPLY WITH AS. 3786-2014 AND QFES REGULATIONS REFER TO ELECTRICAL DWG.

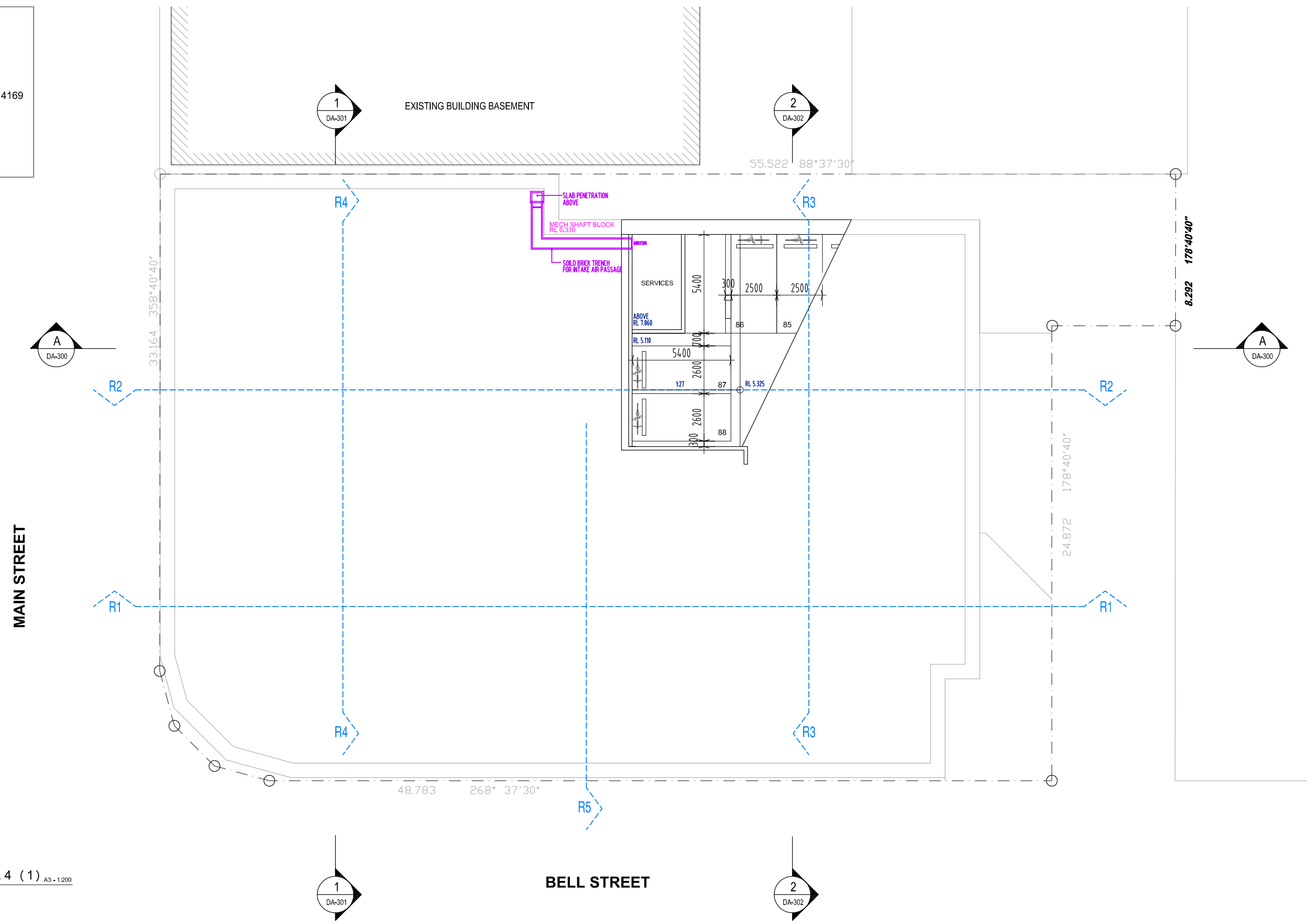
BA NOTES:

- FLOOR PENETRATIONS BETWEEN LEVELS TO BE FITTED WITH 90 MINUTE FIRE COLLARS AND/OR DAMPERS.
- SERVICES RETICULATING FROM RISERS TO UNITS TO BE FIRE STOPPED IN ACCORDANCE WITH BCA.C3.15 - PROVIDE DETAILS OF PENETRATION AT RISER AND WHERE SERVICE ENTERS UNIT.
- GLASS BALUSTRADE TO BE PROVIDED WITH INTERLINKING TOP RAIL TO COMPLY WITH AS1170.1
- INTERNAL FLOOR COVERINGS, WALL AND CEILING LININGS WILL ACHIEVE THE FIRE HAZARD PROPERTIES AS REQUIRED BY BCA SPEC. C1.10
- SERVICES CUPBOARDS LOCATED IN PATHS OF TRAVEL AND PUBLIC CORRIDORS LEADING TO AN EXIT, AND CONTAINING ELECTRICAL OR TELECOM EQUIPMENT, MUST BE SEPARATED FROM THE PATH OF TRAVEL/ CORRIDOR BY ENCLOSURE IN NON-COMBUSTIBLE CONSTRUCTION OR FIRE PROTECTIVE COVERINGS, AND HAVE DOORS SEALED AGAINST SMOKE ESCAPING THE ENCLOSURE.
- REQUIRED EXIT DOORS ARE TO HAVE "D" LEVER DOOR HARDWARE OPERABLE BY A SINGLE HAND DOWNWARD ACTION ON A SINGLE DEVICE WHICH IS LOCATED 900mm AND 1.1m ABOVE FLOOR LEVEL.
- PROVIDE SIGNAGE TO FIRE DOORS IN ACCORDANCE WITH BCA D2.23. FIRE ISOLATED EXIT ENTRY DOORS ARE TO HAVE SIGNAGE STATING "FIRE SAFETY DOOR DO NOT OBSTRUCT DO NOT KEEP OPEN" AND A FIRE ISOLATED STAIR EXIT DOOR AT GROUND IS TO STATE "FIRE SAFETY DOOR DO NOT OBSTRUCT"
- LIFT SPECIFICATION TO ENSURE A MIN. 1100X 1400mm LIFT CAR FLOOR IS PROVIDED AND THE LIGHT IS COMPLIANT TO AS 1735.12.
- ACCESSIBLE DOORWAYS TO HAVE A DOOR LEAF OR HAVE A DOOR SURROUND 50mm MIN. IN WIDTH THAT ACHIEVES AT LEAST 30% LUMINANCE CONTRAST TO THE ADJACENT WALL SURFACE/S.
- GLAZING ALONG AN ACCESSIBLE PATH OF TRAVEL TO HAVE 75mm HIGH, GLAZING MOTIF THAT IS SOLID IN STYLE, LOCATED BETWEEN 900mm AND 1.1m ABOVE FLOOR LEVEL AND HAVE A 30% LUMINANCE CONTRAST TO THE FLOOR AND WALL FINISHES WITHIN 2m HORIZONTALLY EITHER SIDE OF THE GLAZING.
- MAXIMUM DOORWAYS THRESHOLD STEP TO BE 5mm IF ROUNDED AND 3mm IF VERTICAL
- BRAILLE EXIT SIGNAGE TO BE LOCATED ADJACENT TO LATCH SIDE OF EACH EXIT DOOR ALONG AN ACCESSIBLE PATH OF TRAVEL THAT HAS AN ILLUMINATED EXIT SIGN OVERHEAD. SIGN TO BE LOCATED BETWEEN 1200-1600mm ABOVE FINISHED FLOOR LEVEL AND NOT LESS THAN 50mm FROM A WALL CORNER OR THE EDGE OF A DOOR, WALL OR JAMB.

WALL LEGEND

EXTERNAL WALL TO SOU		Min. Achieved FRL 90/90/90 Min. Rw 52 and Min. Rw+Ctr 48
INTERNAL PARTYWALL LOBBY/STAIRS TO SOU		Min. Achieved FRL 90/90/90 Min. Rw 52 and Min. Rw+Ctr 48
INTERNAL PARTYWALL SOU TO SOU		Min. Achieved FRL 90/90/90 Min. Rw 56 and Min. Rw+Ctr 50
INTERNAL DISCONTINUE PARTYWALL SOU TO SOU		Min. Achieved FRL 90/90/90 Min. Rw 58 and Min. Rw+Ctr 50

SITE DETAILS
ADDRESS
 624 MAIN STREET/
 56 BELL STREET
 KANGAROO POINT QLD 4169
RPD
 LOT 1 on SP 197110
SITE AREA
 1672 SQM

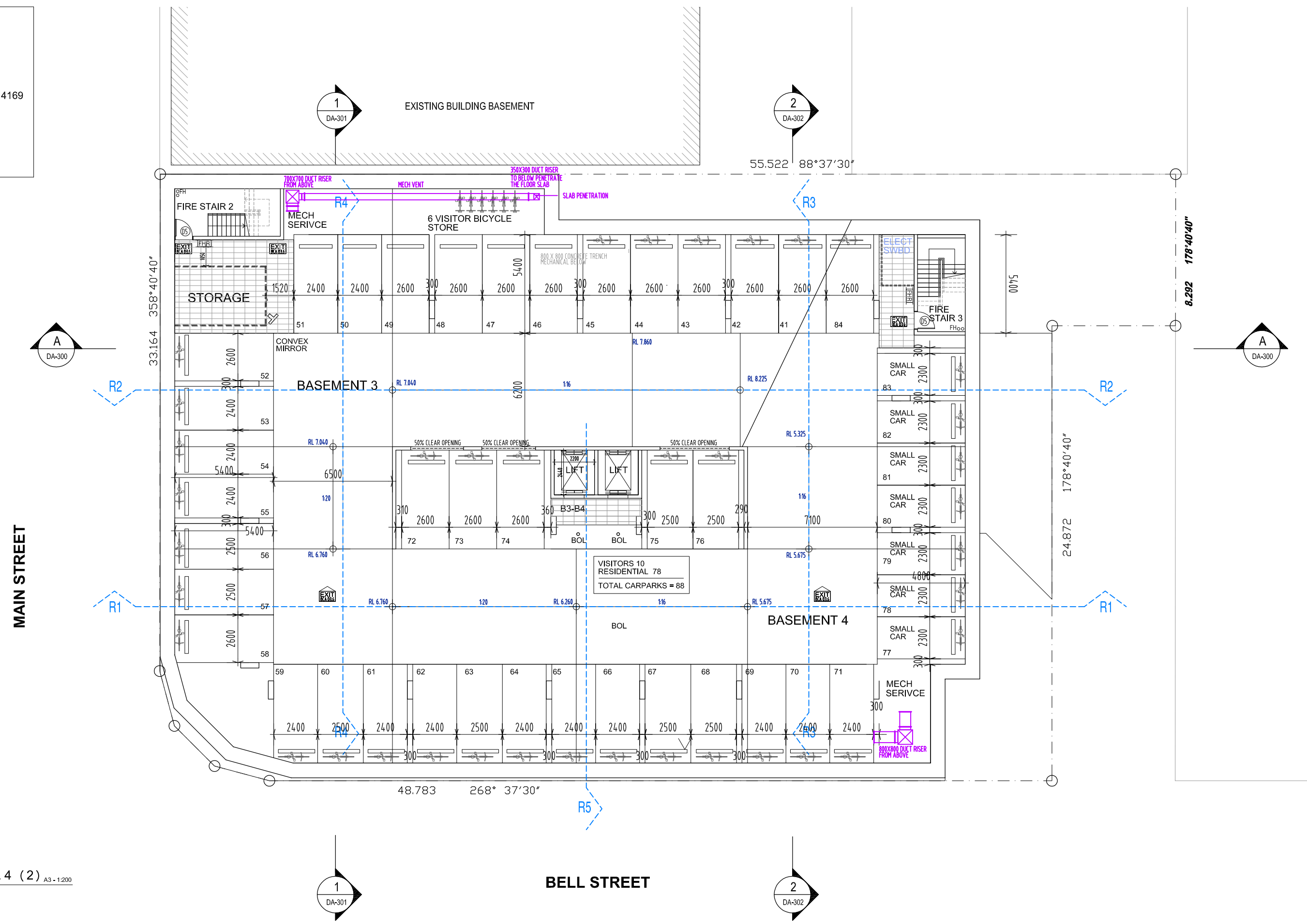


BASEMEBNT 3 & 4 (1) A3 - 1:200

COPYRIGHT	GENERAL NOTES	NORTH POINT	DATED	EVENT	ISSUE	PROJECT	LOCATION AT	DRAWING TITLE
THESE DRAWINGS & DESIGNS ARE COPYRIGHT & MUST NOT BE REPRODUCED IN WHOLE OR IN PART WITHOUT THE PERMISSION OF ANGELO NICOLOSI ARCHITECTS. INFRINGEMENTS OF COPYRIGHT WILL RESULT IN LEGAL ACTION BEING TAKEN	<ul style="list-style-type: none"> ALL MATERIALS & WORKMANSHIP IN ACCORDANCE WITH RELEVANT CURRENT AUSTRALIAN STANDARDS, THE BUILDING CODE OF AUSTRALIA & STATUTORY REGULATIONS DO NOT SCALE FROM DRAWINGS. VERIFY DIMENSIONS & DETAILS ON SITE BEFORE COMMENCING ANY WORK WHERE DISCREPANCIES EXIST BETWEEN FIGURED & SCALED DIMENSIONS, FIGURED DIMENSIONS PREVAIL REFER ANY DISCREPANCIES TO THE ARCHITECTS BEFORE COMMENCING WORK OR PREPARING SHOP DRAWINGS 		5-08-22 13-06-22 31-3-22	FOR STRUCTURAL FOR INFORMATION BA	C B A	MULTIPLE DWELLING	624 MAIN STREET KANGAROO POINT	BASEMENT PLAN 3 AND 4 (1)
							FOR	SCALE A3 - 1 : 200 0 1 2 4m DRAWN BY / EMAIL PRIMO NICOLOSI PRIMO@ANAA.COM.AU PROJECT No. 2210 PAGE No. BA - 01A



SITE DETAILS
ADDRESS
 624 MAIN STREET/
 56 BELL STREET
 KANGAROO POINT QLD 4169
RPD
 LOT 1 on SP 197110
SITE AREA
 1672 SQM

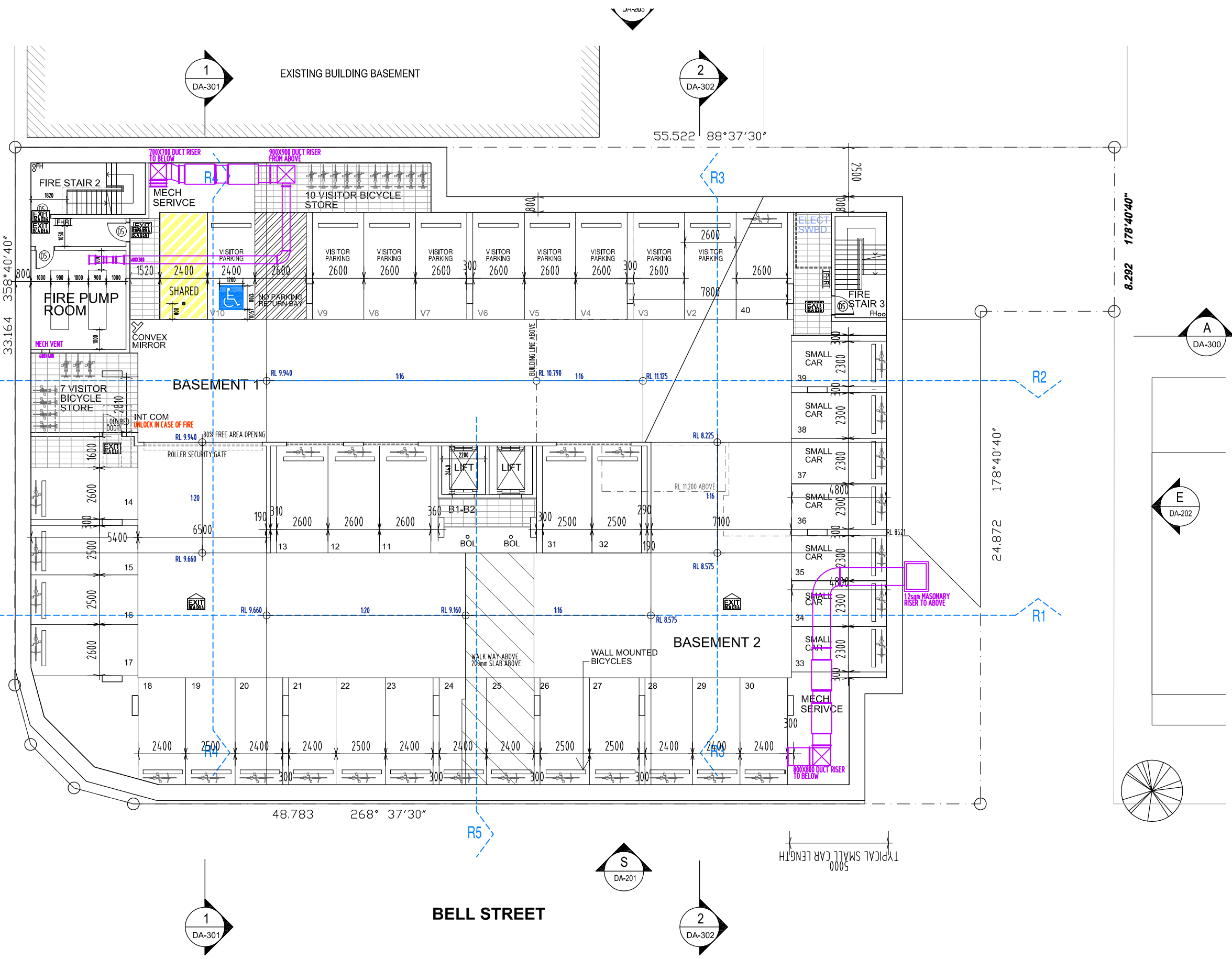


BASEMEBNT 3 & 4 (2) A3 - 1:200

COPYRIGHT	GENERAL NOTES	NORTH POINT	DATED	EVENT	ISSUE	PROJECT	LOCATION AT	DRAWING TITLE
THESE DRAWINGS & DESIGNS ARE COPYRIGHT & MUST NOT BE REPRODUCED IN WHOLE OR IN PART WITHOUT THE PERMISSION OF ANGELO NICOLOSI ARCHITECTS. INFRINGEMENTS OF COPYRIGHT WILL RESULT IN LEGAL ACTION BEING TAKEN	<ul style="list-style-type: none"> ALL MATERIALS & WORKMANSHIP IN ACCORDANCE WITH RELEVANT CURRENT AUSTRALIAN STANDARDS, THE BUILDING CODE OF AUSTRALIA & STATUTORY REGULATIONS DO NOT SCALE FROM DRAWINGS. VERIFY DIMENSIONS & DETAILS ON SITE BEFORE COMMENCING ANY WORK WHERE DISCREPANCIES EXIST BETWEEN FIGURED & SCALED DIMENSIONS, FIGURED DIMENSIONS PREVAIL REFER ANY DISCREPANCIES TO THE ARCHITECTS BEFORE COMMENCING WORK OR PREPARING SHOP DRAWINGS 		5-08-22 13-08-22 31-3-22	FOR STRUCTURAL FOR INFORMATION BA	C B A	MULTIPLE DWELLING	624 MAIN STREET KANGAROO POINT FOR PETER YANG PTY LTD	BASEMENT PLAN 3 AND 4 (2) SCALE A3 - 1 : 200 0 1 2 4m DRAWN BY / EMAIL PRIMO NICOLOSI PRIMO@ANAA.COM.AU PROJECT No. 2210 PAGE No. BA - 01B



SITE DETAILS
ADDRESS
 624 MAIN STREET/
 56 BELL STREET
 KANGAROO POINT QLD 4169
RPD
 LOT 1 on SP 197110
SITE AREA
 1672 SQM



BASEMEBNT 1 & 2 A3 - 1:200

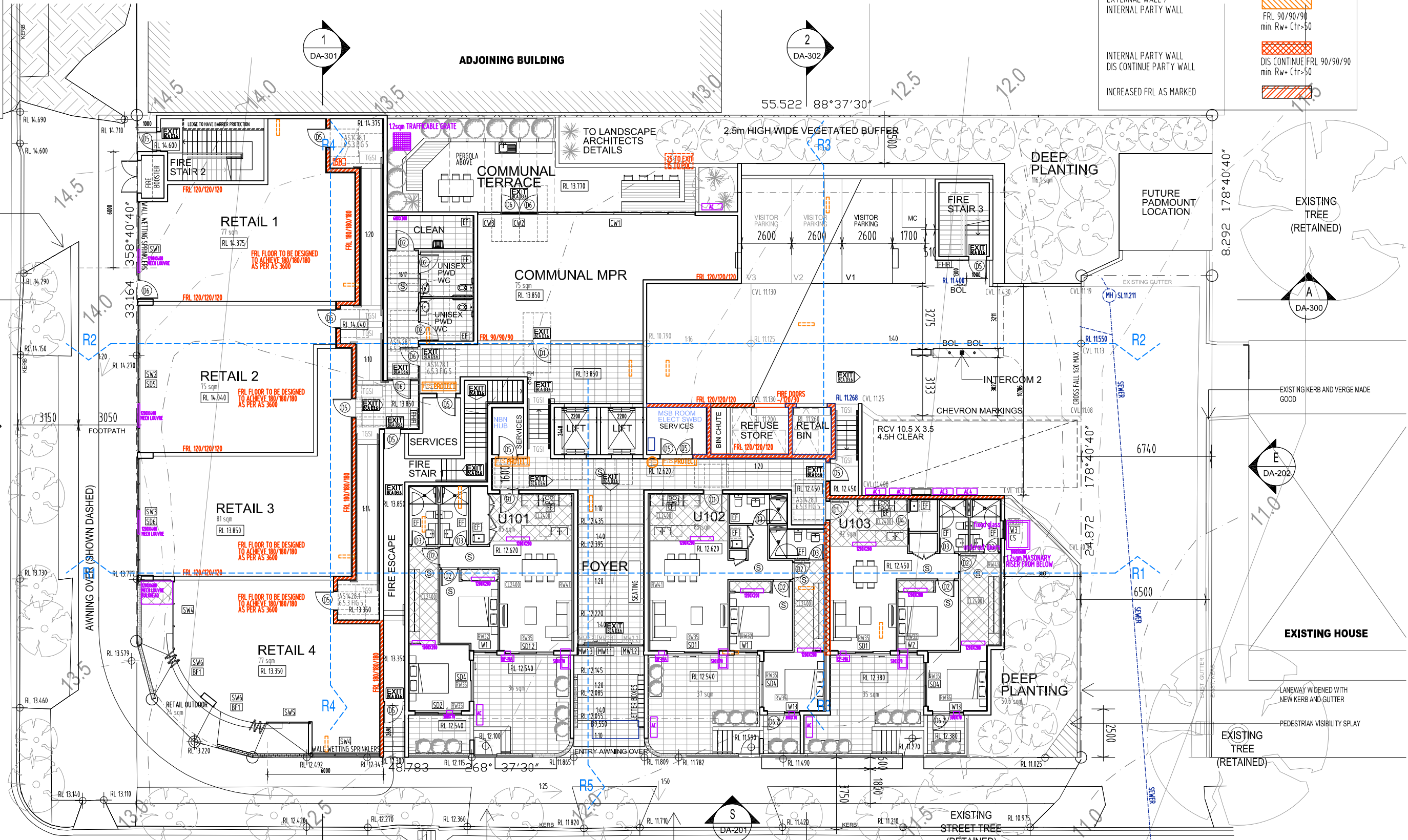
COPYRIGHT	GENERAL NOTES	NORTH POINT	DATED	EVENT	ISSUE	PROJECT	LOCATION AT	DRAWING TITLE
THESE DRAWINGS & DESIGNS ARE COPYRIGHT & MUST NOT BE REPRODUCED IN WHOLE OR IN PART WITHOUT THE PERMISSION OF ANGELO NICOLOSI ARCHITECTS. INFRINGEMENTS OF COPYRIGHT WILL RESULT IN LEGAL ACTION BEING TAKEN	<ul style="list-style-type: none"> ALL MATERIALS & WORKMANSHIP IN ACCORDANCE WITH RELEVANT CURRENT AUSTRALIAN STANDARDS, THE BUILDING CODE OF AUSTRALIA & STATUTORY REGULATIONS DO NOT SCALE FROM DRAWINGS VERIFY DIMENSIONS & DETAILS ON SITE BEFORE COMMENCING ANY WORK 		5-08-22 13-08-22 31-3-22	FOR STRUCTURAL FOR INFORMATION BA	C B A	MULTIPLE DWELLING	624 MAIN STREET KANGAROO POINT FOR PETER YANG PTY LTD	BASEMENT PLAN 1 AND 2 SCALE A3 - 1:200 0 1 2 4m DRAWN BY / EMAIL PRIMO NICOLOSI PRIMO@ANAA.COM.AU PROJECT No. 2210 PAGE No. BA - 02



SITE DETAILS
ADDRESS
 624 MAIN STREET/
 56 BELL STREET
 KANGAROO POINT QLD 4169
RPD
 LOT 1 on SP 197110
SITE AREA
 1672 SQM

WALL LEGEND

EXTERNAL WALL BOUNDING WALL		FRL 90/90/90 min. R _w >50
EXTERNAL WALL / INTERNAL PARTY WALL		FRL 90/90/90 min. R _w + C _{tr} >50
INTERNAL PARTY WALL DIS CONTINUE PARTY WALL		DIS CONTINUE FRL 90/90/90 min. R _w + C _{tr} >50
INCREASED FRL AS MARKED		

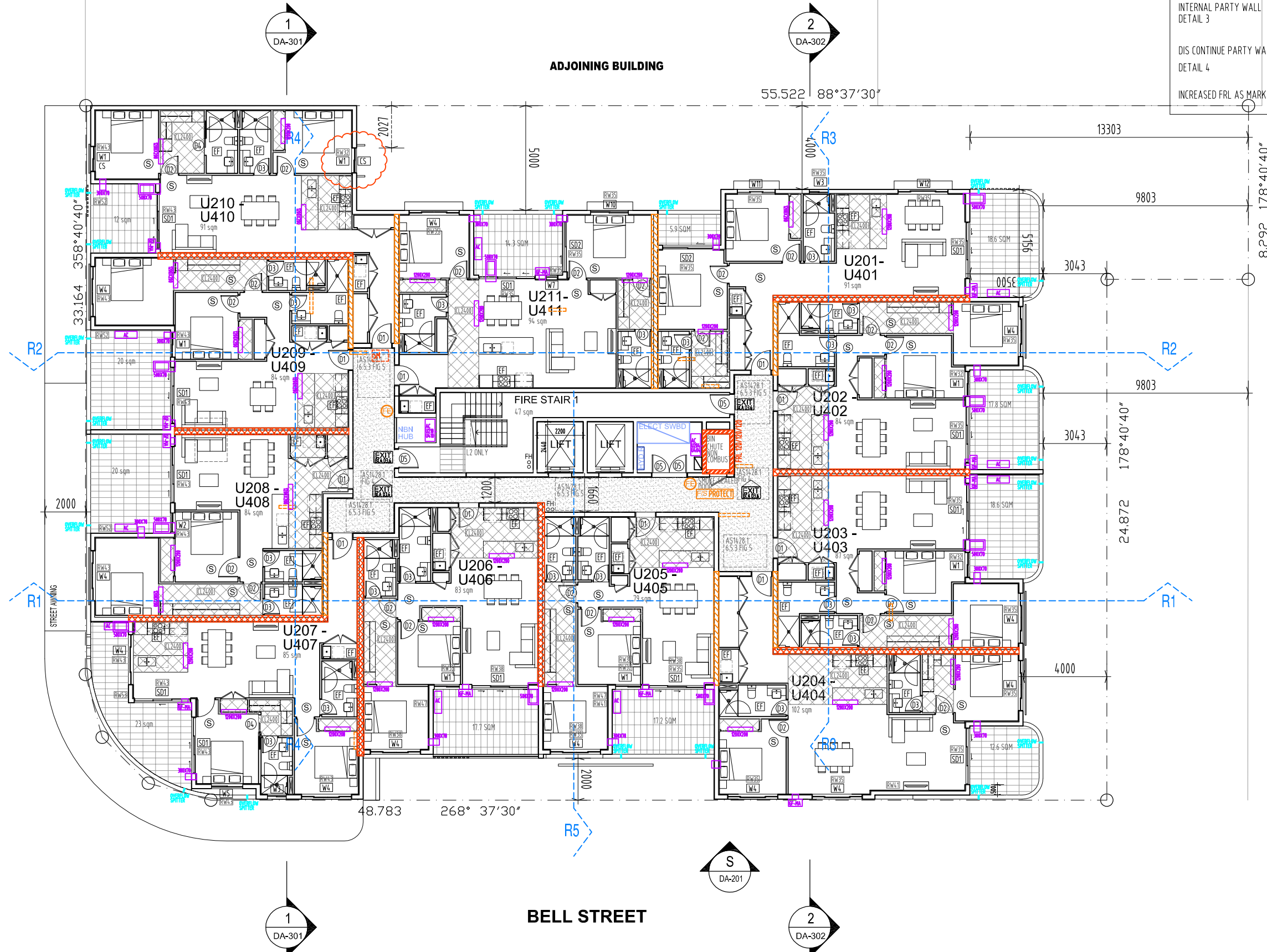


GROUND FLOOR (L1) A3 - 1:200

COPYRIGHT THESE DRAWINGS & DESIGNS ARE COPYRIGHT & MUST NOT BE REPRODUCED IN WHOLE OR IN PART WITHOUT THE PERMISSION OF ANGELO NICOLOSI ARCHITECTS. INFRINGEMENTS OF COPYRIGHT WILL RESULT IN LEGAL ACTION BEING TAKEN	GENERAL NOTES <ul style="list-style-type: none"> ALL MATERIALS & WORKMANSHIP IN ACCORDANCE WITH RELEVANT CURRENT AUSTRALIAN STANDARDS, THE BUILDING CODE OF AUSTRALIA & STATUTORY REGULATIONS DO NOT SCALE FROM DRAWINGS. VERIFY DIMENSIONS & DETAILS ON SITE BEFORE COMMENCING ANY WORK WHERE DISCREPANCIES EXIST BETWEEN FIGURED & SCALED DIMENSIONS, FIGURED DIMENSIONS PREVAIL REFER ANY DISCREPANCIES TO THE ARCHITECTS BEFORE COMMENCING WORK OR PREPARING SHOP DRAWINGS 	NORTH POINT 	DATED 5-08-22 13-08-22 31-3-22	EVENT FOR STRUCTURAL FOR INFORMATION BA	ISSUE C B A	PROJECT MULTIPLE DWELLING	LOCATION AT 624 MAIN STREET KANGAROO POINT FOR PETER YANG PTY LTD	DRAWING TITLE GROUND FLOOR PLAN (L1) SCALE A3 - 1:200 DRAWN BY / EMAIL PRIMO NICOLOSI PRIMO@ANAA.COM.AU PROJECT No. 2210 PAGE No. BA - 03	ANA ARCHITECTS ACN 070 130 184 ANGELO NICOLOSI & ASSOCIATES ARCHITECTS LEVEL 1 SUITE 3/540 QUEEN ST, BRISBANE Q4000 P (07) 3839 8901 F (07) 3839 3498
--	--	------------------------	--	--	-----------------------------	-------------------------------------	--	---	--

SITE DETAILS
ADDRESS
 624 MAIN STREET/
 56 BELL STREET
 KANGAROO POINT QLD 4169
RPD
 LOT 1 on SP 197110
SITE AREA
 1672 SQM

WALL LEGEND	
EXTERNAL WALL BOUNDING WALL	FRL 90/90/90 min. Rw >50
EXTERNAL WALL / INTERNAL PARTY WALL DETAIL 3	FRL 90/90/90 min. Rw+ Ctr>50
DIS CONTINUE PARTY WALL DETAIL 4	DIS CONTINUE FRL 90/90/90 min. Rw+ Ctr>50
INCREASED FRL AS MARKED	

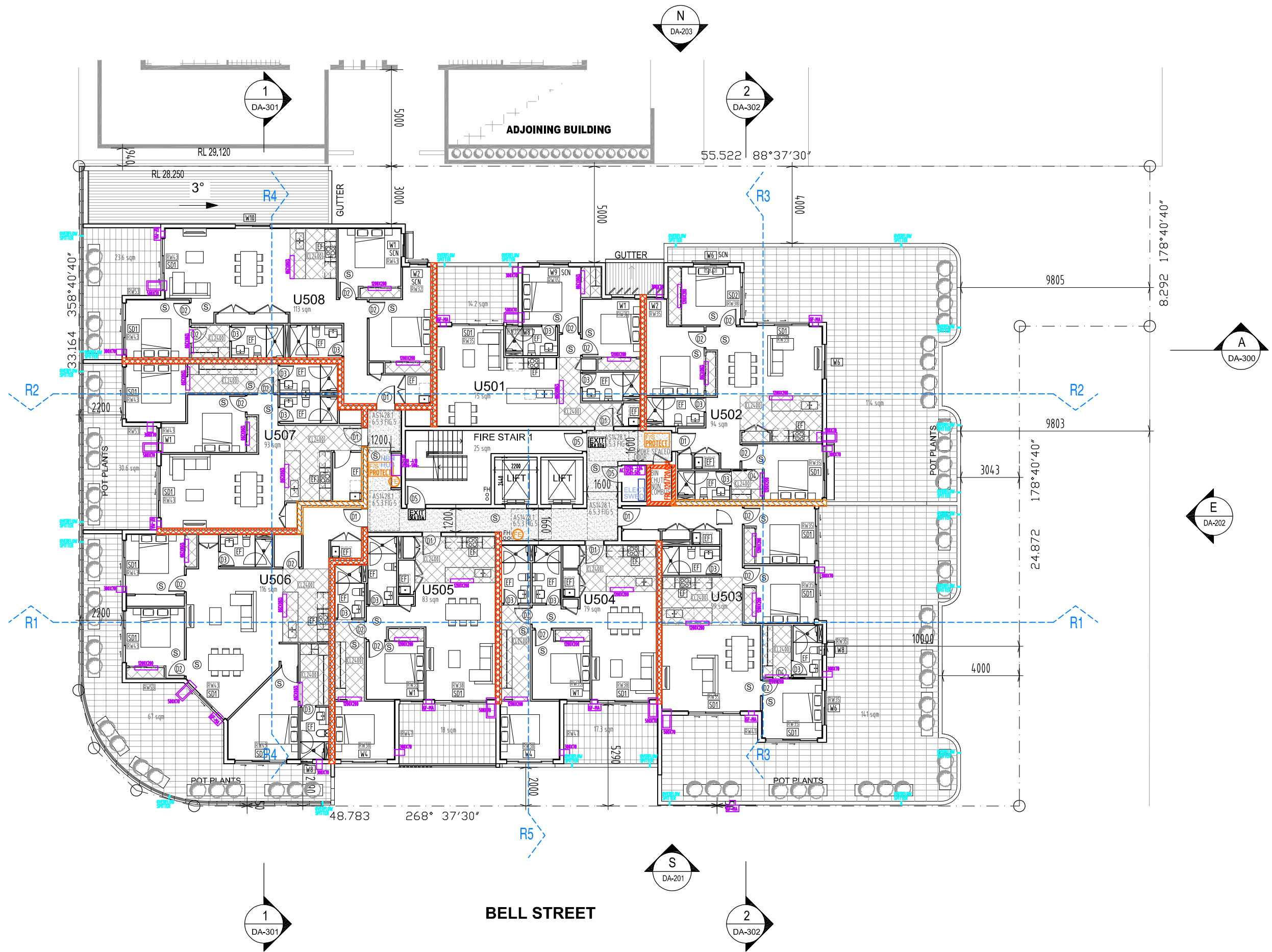


LEVEL 2
 A3 - 1:200

COPYRIGHT	GENERAL NOTES	NORTH POINT	DATED	EVENT	ISSUE	PROJECT	LOCATION AT	DRAWING TITLE
THESE DRAWINGS & DESIGNS ARE COPYRIGHT & MUST NOT BE REPRODUCED IN WHOLE OR IN PART WITHOUT THE PERMISSION OF ANGELO NICOLOSI ARCHITECTS. INFRINGEMENTS OF COPYRIGHT WILL RESULT IN LEGAL ACTION BEING TAKEN	<ul style="list-style-type: none"> ALL MATERIALS & WORKMANSHIP IN ACCORDANCE WITH RELEVANT CURRENT AUSTRALIAN STANDARDS, THE BUILDING CODE OF AUSTRALIA & STATUTORY REGULATIONS DO NOT SCALE FROM DRAWINGS. VERIFY DIMENSIONS & DETAILS ON SITE BEFORE COMMENCING ANY WORK WHERE DISCREPANCIES EXIST BETWEEN FIGURED & SCALED DIMENSIONS, FIGURED DIMENSIONS PREVAIL REFER ANY DISCREPANCIES TO THE ARCHITECTS BEFORE COMMENCING WORK OR PREPARING SHOP DRAWINGS 		5-08-22 13-06-22 31-3-22	FOR STRUCTURAL FOR INFORMATION BA	C B A	MULTIPLE DWELLING	624 MAIN STREET KANGAROO POINT FOR PETER YANG PTY LTD	LEVEL 2 - 4 SCALE A3 - 1:200 0 1 2 4m DRAWN BY / EMAIL PRIMO@ANAA.COM.AU PROJECT No. 2210 PAGE No. BA - 04



SITE DETAILS
ADDRESS
 624 MAIN STREET/
 56 BELL STREET
 KANGAROO POINT QLD 4169
RPD
 LOT 1 on SP 197110
SITE AREA
 1672 SQM

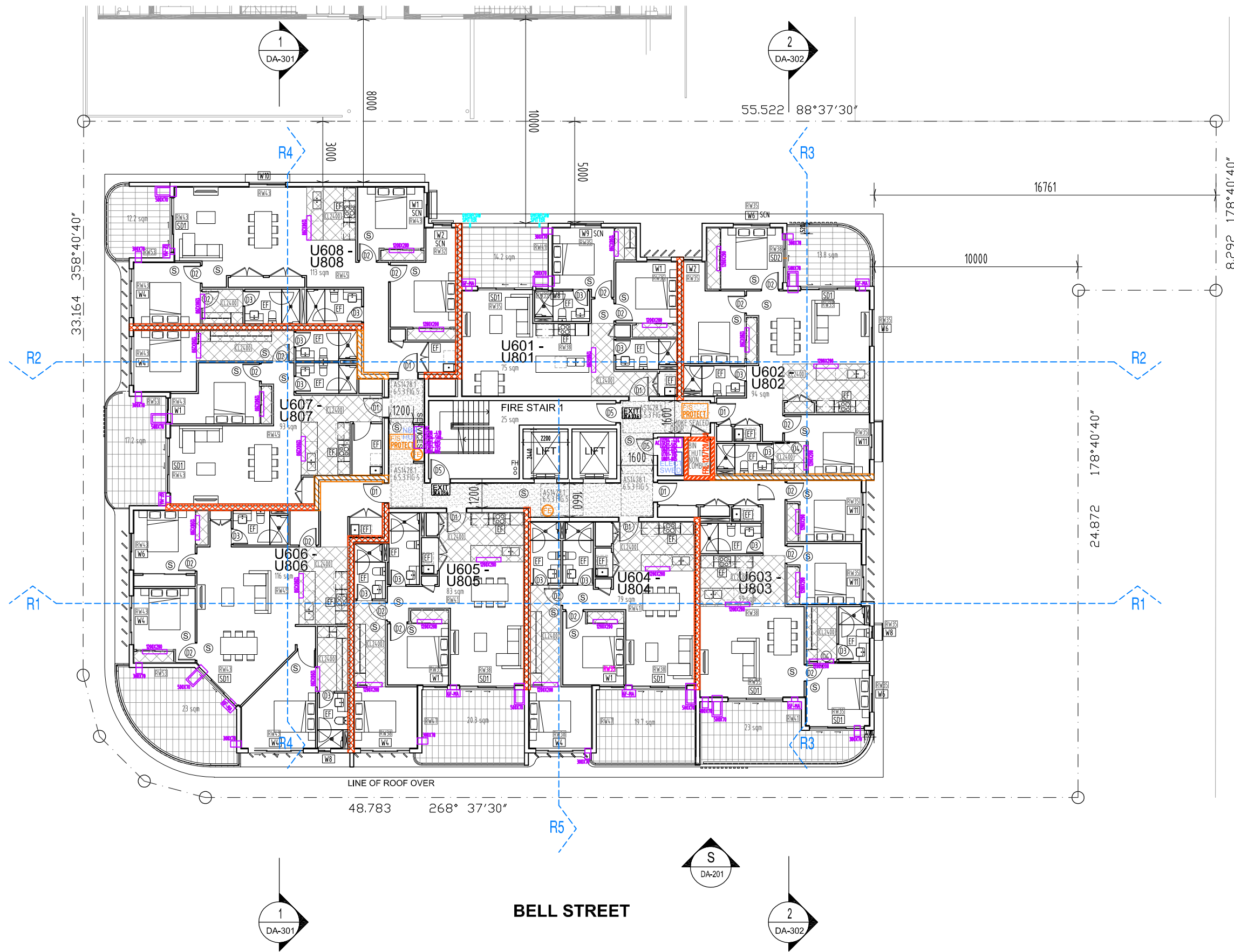


LEVEL 5
 A3 - 1:200

COPYRIGHT	GENERAL NOTES	NORTH POINT	DATED	EVENT	ISSUE	PROJECT	LOCATION AT	DRAWING TITLE
THESE DRAWINGS & DESIGNS ARE COPYRIGHT & MUST NOT BE REPRODUCED IN WHOLE OR IN PART WITHOUT THE PERMISSION OF ANGELO NICOLOSI ARCHITECTS. INFRINGEMENTS OF COPYRIGHT WILL RESULT IN LEGAL ACTION BEING TAKEN	<ul style="list-style-type: none"> ALL MATERIALS & WORKMANSHIP IN ACCORDANCE WITH RELEVANT CURRENT AUSTRALIAN STANDARDS, THE BUILDING CODE OF AUSTRALIA & STATUTORY REGULATIONS DO NOT SCALE FROM DRAWINGS. VERIFY DIMENSIONS & DETAILS ON SITE BEFORE COMMENCING ANY WORK 		5-08-22 13-06-22 31-3-22	FOR STRUCTURAL FOR INFORMATION BA	C B A	MULTIPLE DWELLING	624 MAIN STREET KANGAROO POINT FOR PETER YANG PTY LTD	LEVEL 5 SCALE A3 - 1 : 200 0 1 2 4m DRAWN BY / EMAIL PRIMO NICOLOSI PRIMO@ANAA.COM.AU PROJECT No. 2210 PAGE No. BA - 05



SITE DETAILS
ADDRESS
 624 MAIN STREET/
 56 BELL STREET
 KANGAROO POINT QLD 4169
RPD
 LOT 1 on SP 197110
SITE AREA
 1672 SQM

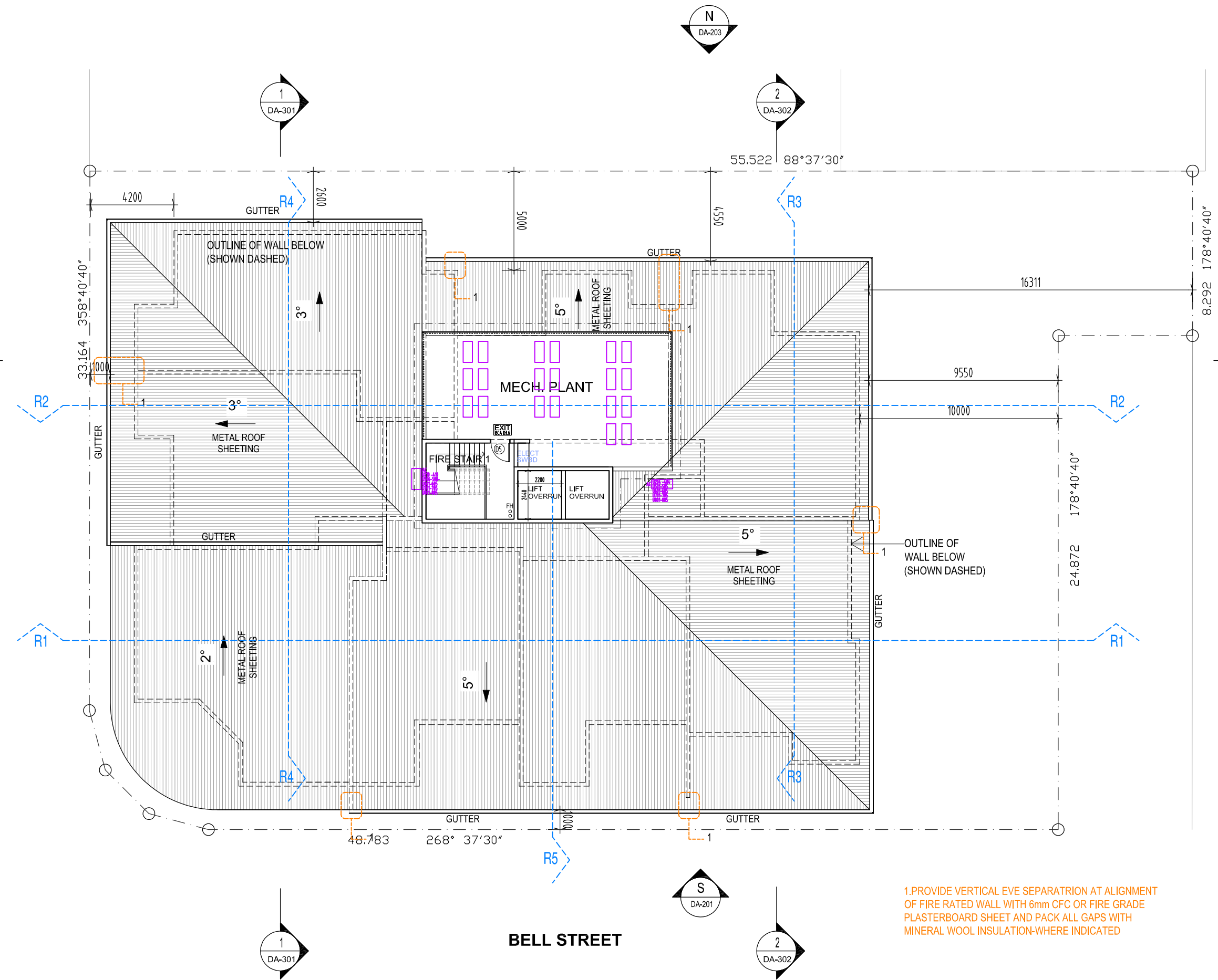


LEVEL 6
 A3 - 1:200

COPYRIGHT	GENERAL NOTES	NORTH POINT	DATED	EVENT	ISSUE	PROJECT	LOCATION AT	DRAWING TITLE
THESE DRAWINGS & DESIGNS ARE COPYRIGHT & MUST NOT BE REPRODUCED IN WHOLE OR IN PART WITHOUT THE PERMISSION OF ANGELO NICOLOSI ARCHITECTS. INFRINGEMENTS OF COPYRIGHT WILL RESULT IN LEGAL ACTION BEING TAKEN	<ul style="list-style-type: none"> ALL MATERIALS & WORKMANSHIP IN ACCORDANCE WITH RELEVANT CURRENT AUSTRALIAN STANDARDS, THE BUILDING CODE OF AUSTRALIA & STATUTORY REGULATIONS DO NOT SCALE FROM DRAWINGS. VERIFY DIMENSIONS & DETAILS ON SITE BEFORE COMMENCING ANY WORK 		5-08-22 13-06-22 31-3-22	FOR STRUCTURAL FOR INFORMATION BA	C B A	MULTIPLE DWELLING	624 MAIN STREET KANGAROO POINT FOR PETER YANG PTY LTD	LEVEL 6 - 8 SCALE A3 - 1 : 200 DRAWN BY / EMAIL PRIMO NICOLOSI PRIMO@ANAA.COM.AU PROJECT No. 2210 PAGE No. BA - 06



SITE DETAILS
ADDRESS
 624 MAIN STREET/
 56 BELL STREET
 KANGAROO POINT QLD 4169
RPD
 LOT 1 on SP 197110
SITE AREA
 1672 SQM

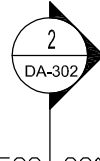



LOWER ROOF (L9) A3 - 1:200

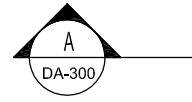
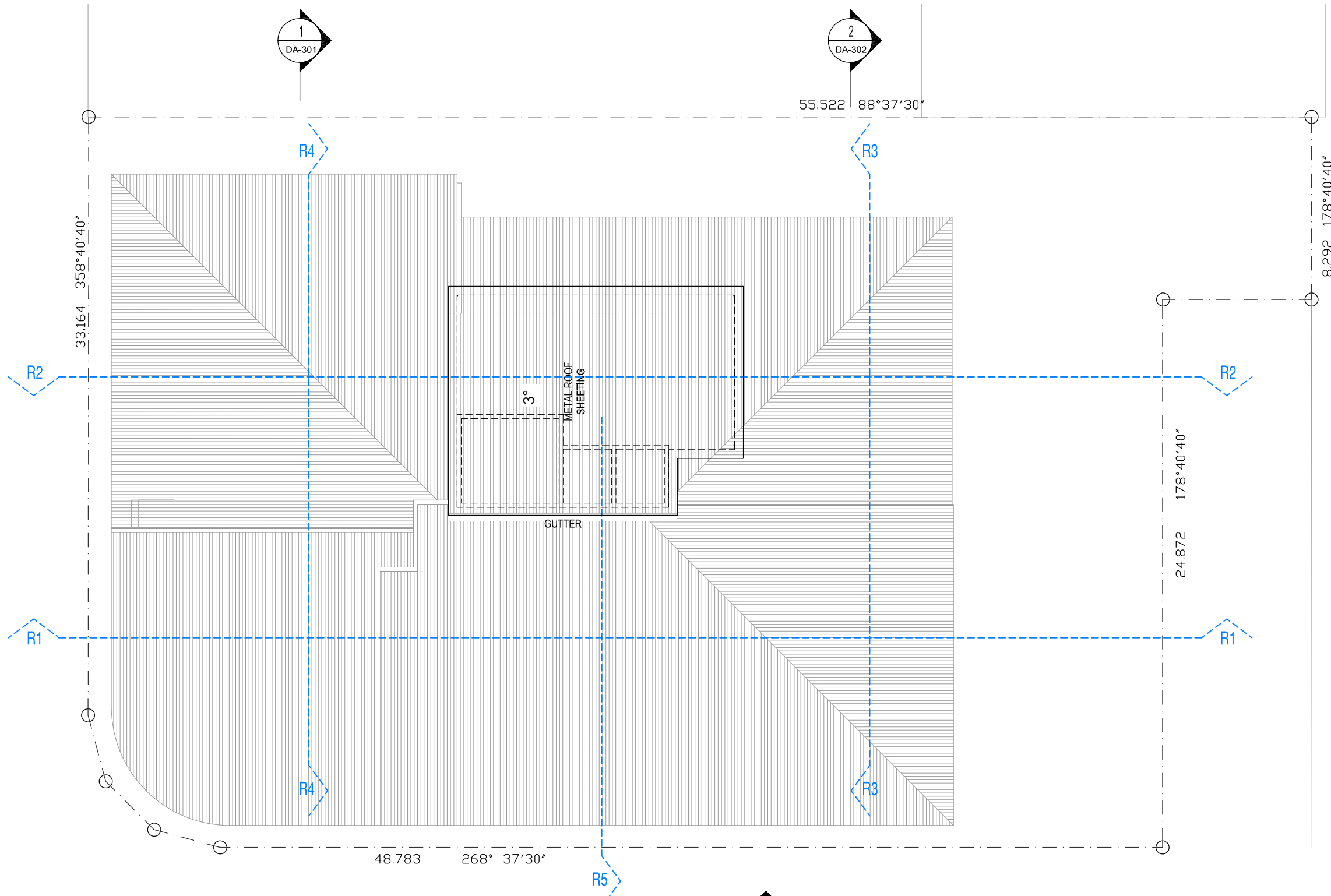
COPYRIGHT	GENERAL NOTES	NORTH POINT	DATED	EVENT	ISSUE	PROJECT	LOCATION AT	DRAWING TITLE
THESE DRAWINGS & DESIGNS ARE COPYRIGHT & MUST NOT BE REPRODUCED IN WHOLE OR IN PART WITHOUT THE PERMISSION OF ANGELO NICOLOSI ARCHITECTS. INFRINGEMENTS OF COPYRIGHT WILL RESULT IN LEGAL ACTION BEING TAKEN	<ul style="list-style-type: none"> ALL MATERIALS & WORKMANSHIP IN ACCORDANCE WITH RELEVANT CURRENT AUSTRALIAN STANDARDS, THE BUILDING CODE OF AUSTRALIA & STATUTORY REGULATIONS DO NOT SCALE FROM DRAWINGS. VERIFY DIMENSIONS & DETAILS ON SITE BEFORE COMMENCING ANY WORK WHERE DISCREPANCIES EXIST BETWEEN FIGURED & SCALED DIMENSIONS, FIGURED DIMENSIONS PREVAIL REFER ANY DISCREPANCIES TO THE ARCHITECTS BEFORE COMMENCING WORK OR PREPARING SHOP DRAWINGS 		5-08-22 13-06-22 31-3-22	FOR STRUCTURAL FOR INFORMATION BA	C B A	MULTIPLE DWELLING	624 MAIN STREET KANGAROO POINT FOR PETER YANG PTY LTD	LOWER ROOF SCALE A3 - 1 : 200 0 1 2 4m DRAWN BY / EMAIL PRIMO NICOLOSI PRIMO@ANAA.COM.AU PROJECT No. 2210 PAGE No. BA - 07



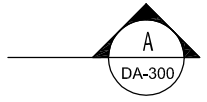
SITE DETAILS
ADDRESS
 624 MAIN STREET/
 56 BELL STREET
 KANGAROO POINT QLD 4169
RPD
 LOT 1 on SP 197110
SITE AREA
 1672 SQM



55.522 88°37'30"



MAIN STREET



UPPER ROOF (LR) A3 - 1:200



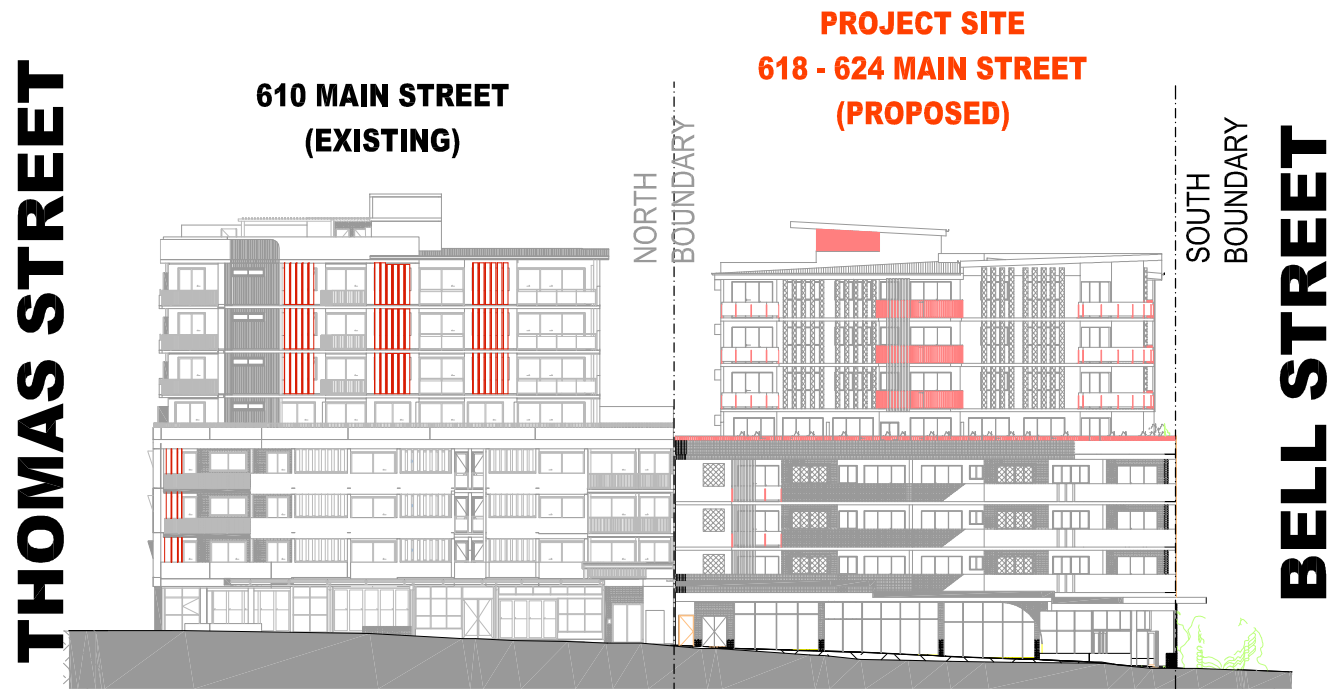
BELL STREET



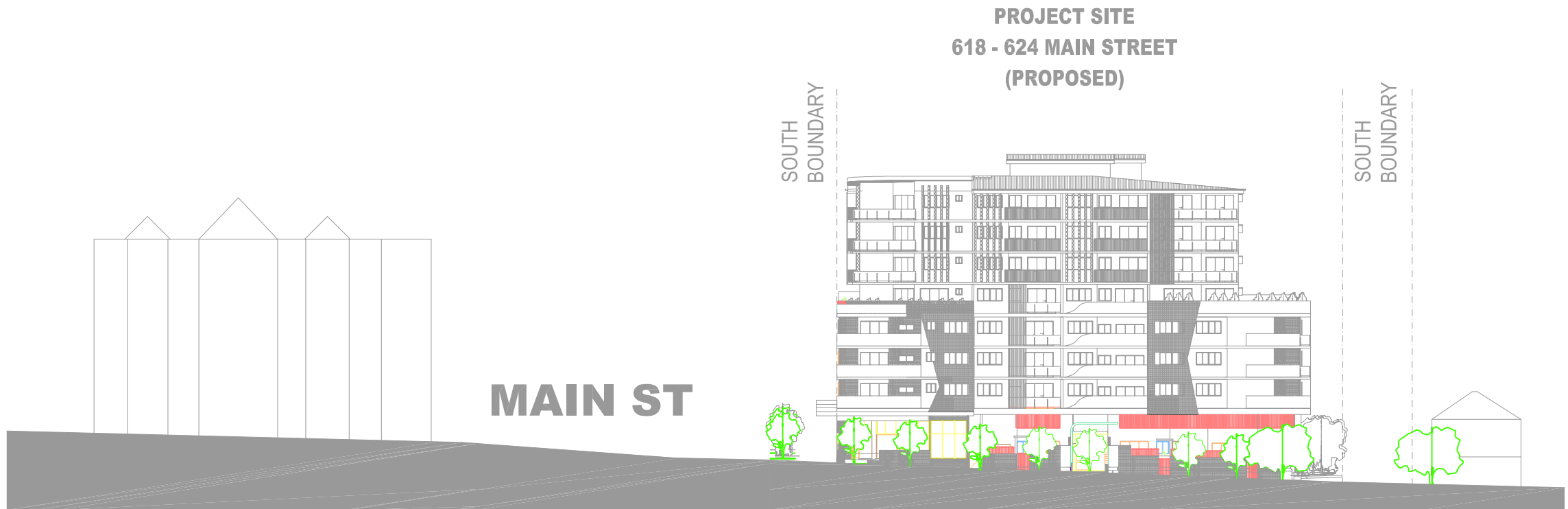
COPYRIGHT	GENERAL NOTES	NORTH POINT	DATED	EVENT	ISSUE	PROJECT	LOCATION AT	DRAWING TITLE
THESE DRAWINGS & DESIGNS ARE COPYRIGHT & MUST NOT BE REPRODUCED IN WHOLE OR IN PART WITHOUT THE PERMISSION OF ANGELO NICOLOSI ARCHITECTS. INFRINGEMENTS OF COPYRIGHT WILL RESULT IN LEGAL ACTION BEING TAKEN	<ul style="list-style-type: none"> ALL MATERIALS & WORKMANSHIP IN ACCORDANCE WITH RELEVANT CURRENT AUSTRALIAN STANDARDS, THE BUILDING CODE OF AUSTRALIA & STATUTORY REGULATIONS DO NOT SCALE FROM DRAWINGS. VERIFY DIMENSIONS & DETAILS ON SITE BEFORE COMMENCING ANY WORK WHERE DISCREPANCIES EXIST BETWEEN FIGURED & SCALED DIMENSIONS, FIGURED DIMENSIONS PREVAIL REFER ANY DISCREPANCIES TO THE ARCHITECTS BEFORE COMMENCING WORK OR PREPARING SHOP DRAWINGS 		5-08-22 13-06-22 31-3-22	FOR STRUCTURAL FOR INFORMATION BA	C B A	MULTIPLE DWELLING	624 MAIN STREET KANGAROO POINT FOR PETER YANG PTY LTD	UPPER ROOF SCALE A3 - 1:200 DRAWN BY / EMAIL PRIMO NICOLOSI PRIMO@ANAA.COM.AU PROJECT No. 2210 PAGE No. BA - 08



SITE DETAILS
ADDRESS
 624 MAIN STREET/
 56 BELL STREET
 KANGAROO POINT QLD 4169
 RPD
 LOT 1 on SP 197110
SITE AREA
 1672 SQM



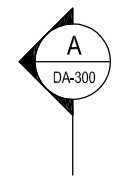
STREETSCAPE - MAIN STREET A3 - 1:500



STREETSCAPE - BELL STREET A3 - 1:500

COPYRIGHT	GENERAL NOTES	NORTH POINT	DATED	EVENT	ISSUE	PROJECT	LOCATION AT	DRAWING TITLE
THESE DRAWINGS & DESIGNS ARE COPYRIGHT & MUST NOT BE REPRODUCED IN WHOLE OR IN PART WITHOUT THE PERMISSION OF ANGELO NICOLOSI ARCHITECTS. INFRINGEMENTS OF COPYRIGHT WILL RESULT IN LEGAL ACTION BEING TAKEN	<ul style="list-style-type: none"> ALL MATERIALS & WORKMANSHIP IN ACCORDANCE WITH RELEVANT CURRENT AUSTRALIAN STANDARDS, THE BUILDING CODE OF AUSTRALIA & STATUTORY REGULATIONS DO NOT SCALE FROM DRAWINGS. VERIFY DIMENSIONS & DETAILS ON SITE BEFORE COMMENCING ANY WORK WHERE DISCREPANCIES EXIST BETWEEN FIGURED & SCALED DIMENSIONS, FIGURED DIMENSIONS PREVAIL REFER ANY DISCREPANCIES TO THE ARCHITECTS BEFORE COMMENCING WORK OR PREPARING SHOP DRAWINGS 		5-08-22 13-06-22 31-3-22	FOR STRUCTURAL FOR INFORMATION BA	C B A	MULTIPLE DWELLING	624 MAIN STREET KANGAROO POINT	STREETSCAPE ELEVATIONS
							FOR -	SCALE A3 - 1 : 500 0 2.5 5 10m DRAWN BY / EMAIL PRIMO NICOLOSI PRIMO@ANAA.COM.AU PROJECT No. 2210 PAGE No. BA - 09

SITE DETAILS
ADDRESS
 624 MAIN STREET/
 56 BELL STREET
 KANGAROO POINT QLD 4169
RPD
 LOT 1 on SP 197110
SITE AREA
 1672 SQM



WEST ELEVATION- MAIN ST A3 - 1:200

COPYRIGHT	GENERAL NOTES	NORTH POINT	DATED	EVENT	ISSUE	PROJECT	LOCATION AT	DRAWING TITLE
THESE DRAWINGS & DESIGNS ARE COPYRIGHT & MUST NOT BE REPRODUCED IN WHOLE OR IN PART WITHOUT THE PERMISSION OF ANGELO NICOLOSI ARCHITECTS. INFRINGEMENTS OF COPYRIGHT WILL RESULT IN LEGAL ACTION BEING TAKEN	<ul style="list-style-type: none"> ALL MATERIALS & WORKMANSHIP IN ACCORDANCE WITH RELEVANT CURRENT AUSTRALIAN STANDARDS, THE BUILDING CODE OF AUSTRALIA & STATUTORY REGULATIONS DO NOT SCALE FROM DRAWINGS. VERIFY DIMENSIONS & DETAILS ON SITE BEFORE COMMENCING ANY WORK WHERE DISCREPANCIES EXIST BETWEEN FIGURED & SCALED DIMENSIONS, FIGURED DIMENSIONS PREVAIL REFER ANY DISCREPANCIES TO THE ARCHITECTS BEFORE COMMENCING WORK OR PREPARING SHOP DRAWINGS 		5-08-22 13-06-22 31-3-22	FOR STRUCTURAL FOR INFORMATION BA	C B A	MULTIPLE DWELLING	624 MAIN STREET KANGAROO POINT	WEST ELEVATION- MAIN STREET
							FOR -	SCALE A3 - 1 : 200 0 1 2 4m DRAWN BY / EMAIL PRIMO NICOLOSI PRIMO@ANAA.COM.AU PROJECT No. 2210 PAGE No. BA - 10



SITE DETAILS
ADDRESS
 624 MAIN STREET/
 56 BELL STREET
 KANGAROO POINT QLD 4169
RPD
 LOT 1 on SP 197110
SITE AREA
 1672 SQM

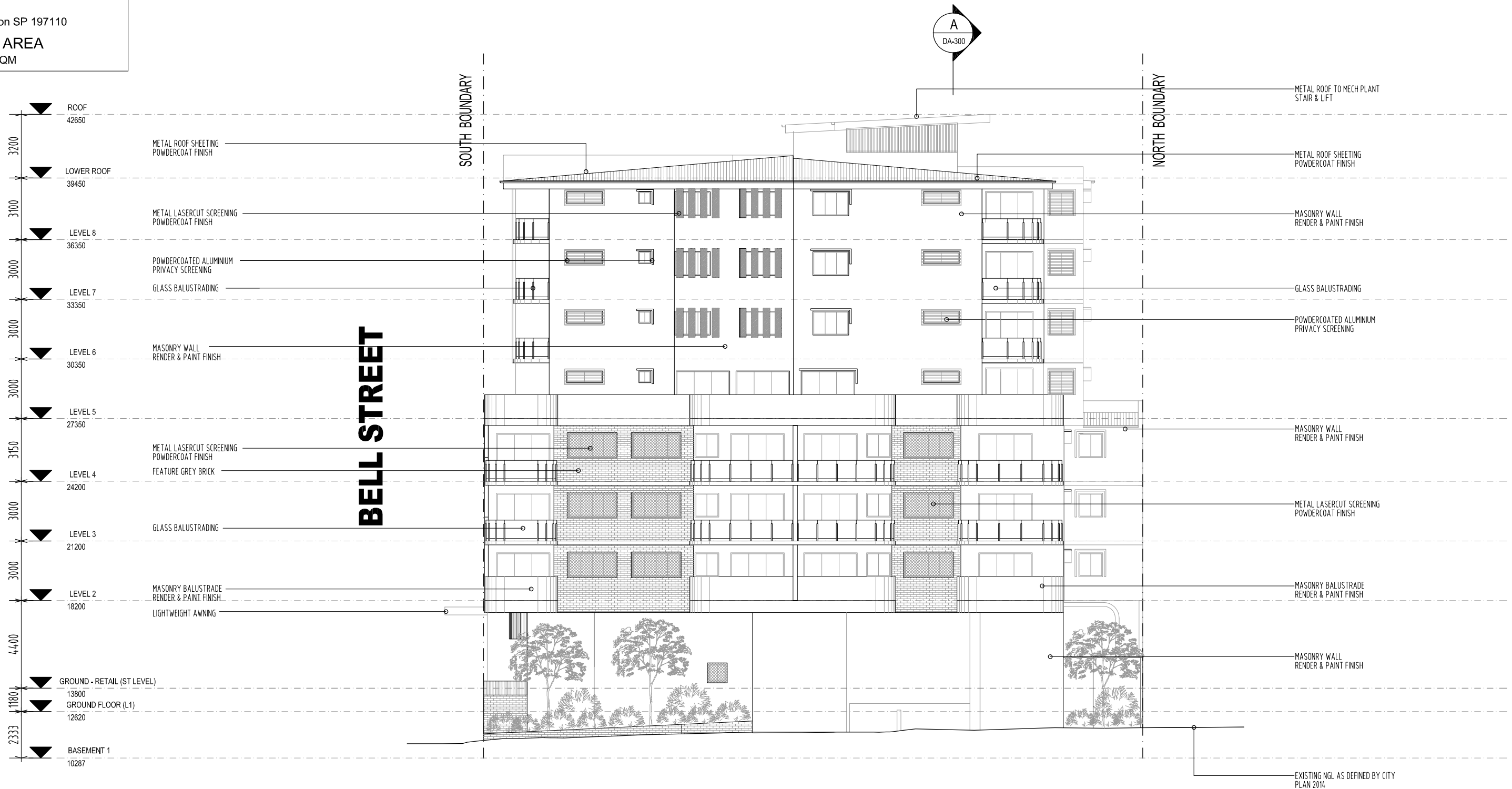


SOUTH ELEVATION - BELL STREET A3 - 1:200

COPYRIGHT	GENERAL NOTES	NORTH POINT	DATED	EVENT	ISSUE	PROJECT	LOCATION AT	DRAWING TITLE
THESE DRAWINGS & DESIGNS ARE COPYRIGHT & MUST NOT BE REPRODUCED IN WHOLE OR IN PART WITHOUT THE PERMISSION OF ANGELO NICOLOSI ARCHITECTS. INFRINGEMENTS OF COPYRIGHT WILL RESULT IN LEGAL ACTION BEING TAKEN	<ul style="list-style-type: none"> ALL MATERIALS & WORKMANSHIP IN ACCORDANCE WITH RELEVANT CURRENT AUSTRALIAN STANDARDS, THE BUILDING CODE OF AUSTRALIA & STATUTORY REGULATIONS DO NOT SCALE FROM DRAWINGS. VERIFY DIMENSIONS & DETAILS ON SITE BEFORE COMMENCING ANY WORK WHERE DISCREPANCIES EXIST BETWEEN FIGURED & SCALED DIMENSIONS, FIGURED DIMENSIONS PREVAIL REFER ANY DISCREPANCIES TO THE ARCHITECTS BEFORE COMMENCING WORK OR PREPARING SHOP DRAWINGS 		5-08-22 13-06-22 31-3-22	FOR STRUCTURAL FOR INFORMATION BA	C B A	MULTIPLE DWELLING	624 MAIN STREET KANGAROO POINT	SOUTH ELEVATION - BELL STREET SCALE: A3 - 1 : 200 0 1 2 4m DRAWN BY / EMAIL: PRIMO NICOLOSI, PRIMO@ANAA.COM.AU PROJECT No: 2210 PAGE No: BA - 11



SITE DETAILS
ADDRESS
 624 MAIN STREET/
 56 BELL STREET
 KANGAROO POINT QLD 4169
 RPD
 LOT 1 on SP 197110
SITE AREA
 1672 SQM

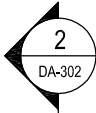


EAST ELEVATION A3 - 1:200

COPYRIGHT	GENERAL NOTES	NORTH POINT	DATED	EVENT	ISSUE	PROJECT	LOCATION AT	DRAWING TITLE
THESE DRAWINGS & DESIGNS ARE COPYRIGHT & MUST NOT BE REPRODUCED IN WHOLE OR IN PART WITHOUT THE PERMISSION OF ANGELO NICOLOSI ARCHITECTS. INFRINGEMENTS OF COPYRIGHT WILL RESULT IN LEGAL ACTION BEING TAKEN	<ul style="list-style-type: none"> ALL MATERIALS & WORKMANSHIP IN ACCORDANCE WITH RELEVANT CURRENT AUSTRALIAN STANDARDS, THE BUILDING CODE OF AUSTRALIA & STATUTORY REGULATIONS DO NOT SCALE FROM DRAWINGS. VERIFY DIMENSIONS & DETAILS ON SITE BEFORE COMMENCING ANY WORK WHERE DISCREPANCIES EXIST BETWEEN FIGURED & SCALED DIMENSIONS, FIGURED DIMENSIONS PREVAIL REFER ANY DISCREPANCIES TO THE ARCHITECTS BEFORE COMMENCING WORK OR PREPARING SHOP DRAWINGS 		5-08-22 13-06-22 31-3-22	FOR STRUCTURAL FOR INFORMATION BA	C B A	MULTIPLE DWELLING	624 MAIN STREET KANGAROO POINT	EAST ELEVATION SCALE: A3 - 1:200 0 1 2 4m DRAWN BY / EMAIL: PRIMO NICOLOSI, PRIMO@ANAA.COM.AU PROJECT No: 2210 PAGE No: BA - 12



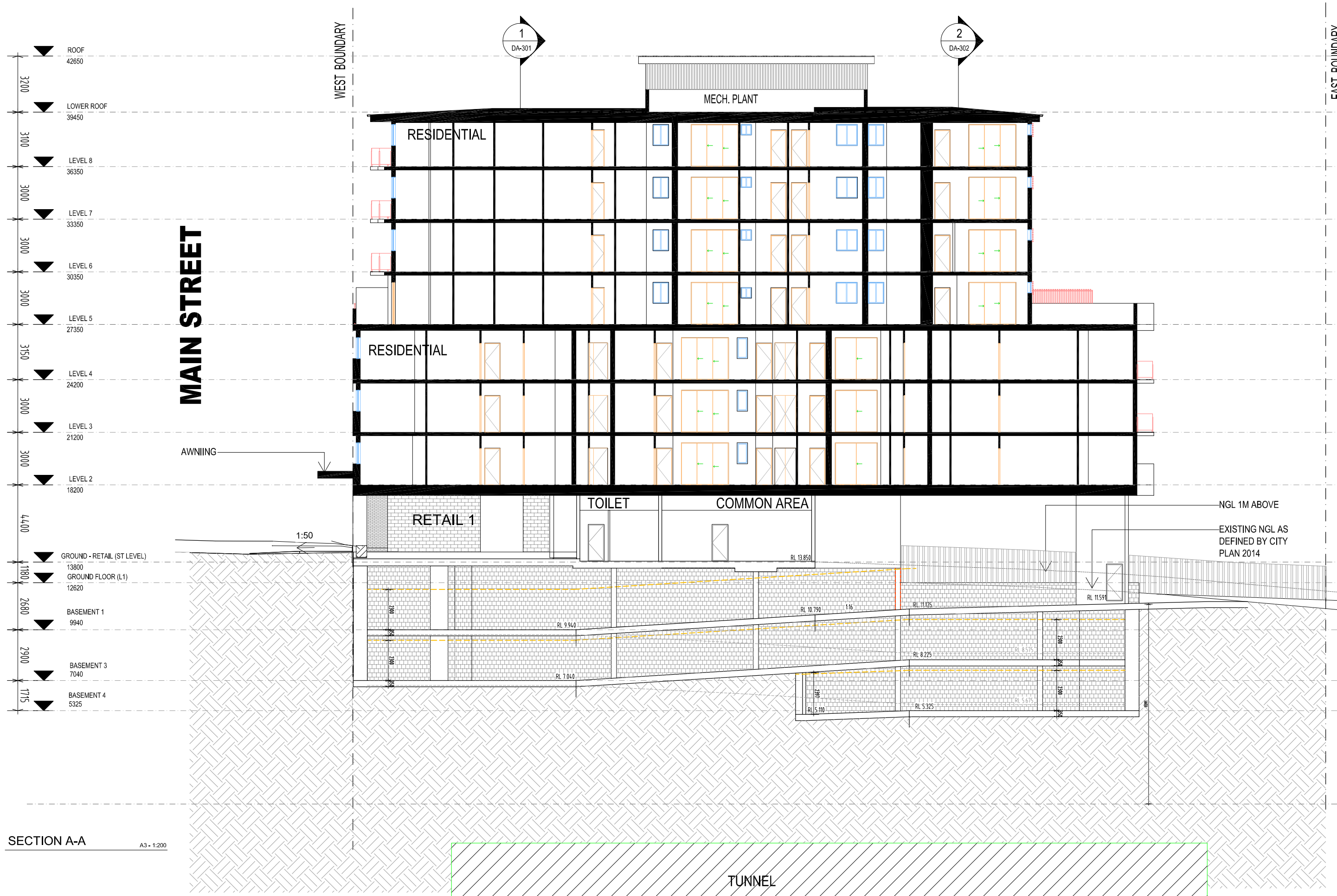
SITE DETAILS
ADDRESS
 624 MAIN STREET/
 56 BELL STREET
 KANGAROO POINT QLD 4169
RPD
 LOT 1 on SP 197110
SITE AREA
 1672 SQM



NORTH ELEVATION A3 - 1:200

COPYRIGHT	GENERAL NOTES	NORTH POINT	DATED	EVENT	ISSUE	PROJECT	LOCATION AT	DRAWING TITLE
THESE DRAWINGS & DESIGNS ARE COPYRIGHT & MUST NOT BE REPRODUCED IN WHOLE OR IN PART WITHOUT THE PERMISSION OF ANGELO NICOLOSI ARCHITECTS. INFRINGEMENTS OF COPYRIGHT WILL RESULT IN LEGAL ACTION BEING TAKEN	<ul style="list-style-type: none"> ALL MATERIALS & WORKMANSHIP IN ACCORDANCE WITH RELEVANT CURRENT AUSTRALIAN STANDARDS, THE BUILDING CODE OF AUSTRALIA & STATUTORY REGULATIONS DO NOT SCALE FROM DRAWINGS. VERIFY DIMENSIONS & DETAILS ON SITE BEFORE COMMENCING ANY WORK WHERE DISCREPANCIES EXIST BETWEEN FIGURED & SCALED DIMENSIONS, FIGURED DIMENSIONS PREVAIL REFER ANY DISCREPANCIES TO THE ARCHITECTS BEFORE COMMENCING WORK OR PREPARING SHOP DRAWINGS 		5-08-22 13-06-22 31-3-22	FOR STRUCTURAL FOR INFORMATION BA	C B A	MULTIPLE DWELLING	624 MAIN STREET KANGAROO POINT	NORTH ELEVATION SCALE A3 - 1:200 0 1 2 4m DRAWN BY / EMAIL PRIMO NICOLOSI PRIMO@ANAA.COM.AU PROJECT No. 2210 PAGE No. BA - 13

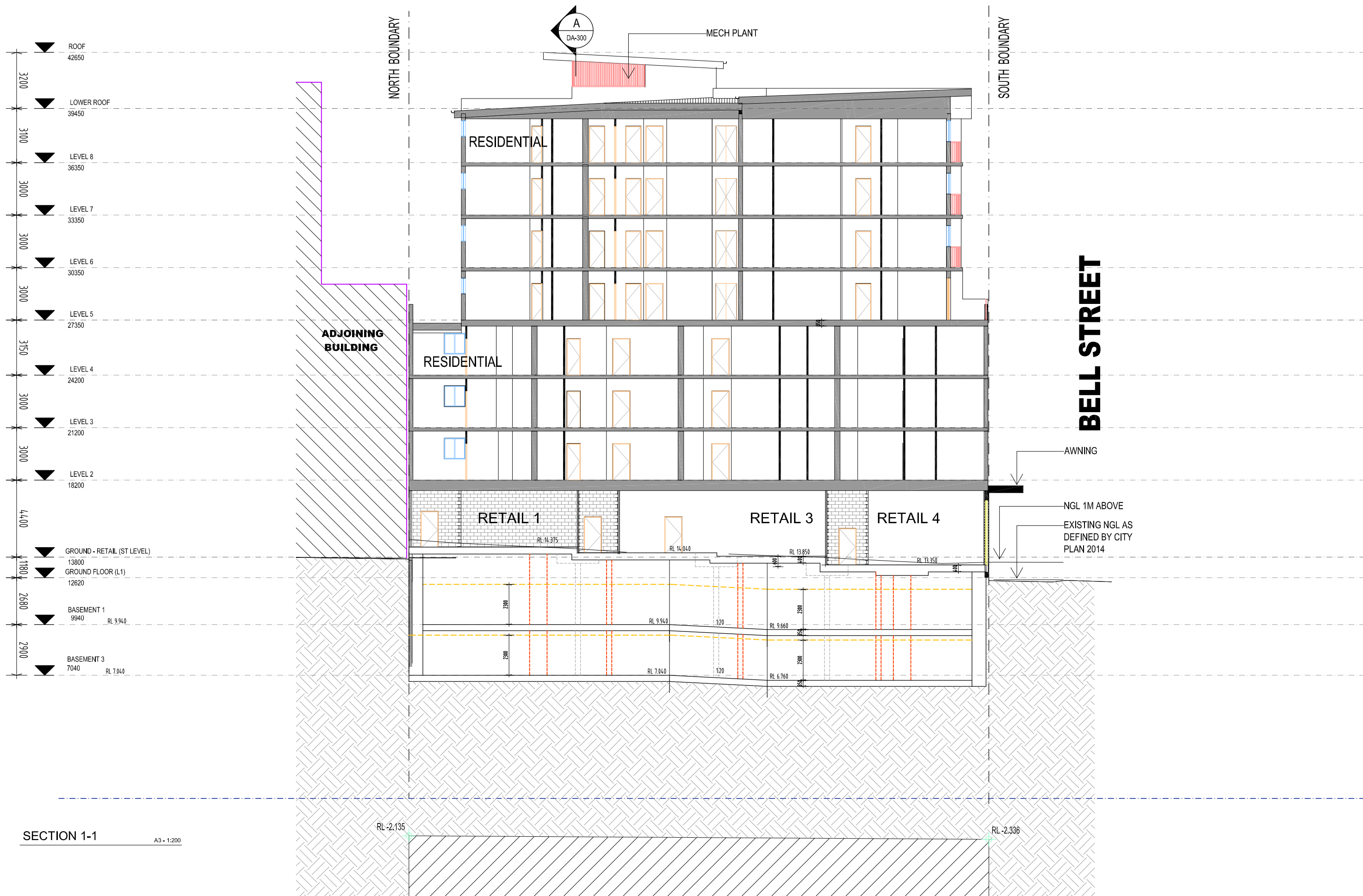




SECTION A-A
A3 - 1:200

COPYRIGHT	GENERAL NOTES	NORTH POINT	DATED	EVENT	ISSUE	PROJECT	LOCATION AT	DRAWING TITLE
THESE DRAWINGS & DESIGNS ARE COPYRIGHT & MUST NOT BE REPRODUCED IN WHOLE OR IN PART WITHOUT THE PERMISSION OF ANGELO NICOLOSI ARCHITECTS. INFRINGEMENTS OF COPYRIGHT WILL RESULT IN LEGAL ACTION BEING TAKEN	<ul style="list-style-type: none"> ALL MATERIALS & WORKMANSHIP IN ACCORDANCE WITH RELEVANT CURRENT AUSTRALIAN STANDARDS, THE BUILDING CODE OF AUSTRALIA & STATUTORY REGULATIONS DO NOT SCALE FROM DRAWINGS. VERIFY DIMENSIONS & DETAILS ON SITE BEFORE COMMENCING ANY WORK WHERE DISCREPANCIES EXIST BETWEEN FIGURED & SCALED DIMENSIONS, FIGURED DIMENSIONS PREVAIL REFER ANY DISCREPANCIES TO THE ARCHITECTS BEFORE COMMENCING WORK OR PREPARING SHOP DRAWINGS 		5-08-22 13-06-22 31-3-22	FOR STRUCTURAL FOR INFORMATION BA	C B A	MULTIPLE DWELLING	624 MAIN STREET KANGAROO POINT	SECTION A-A
							FOR	SCALE 0 1 2 4m A3 - 1 : 200
								DRAWN BY / EMAIL PRIMO NICOLOSI PRIMO@ANAA.COM.AU
								PROJECT No. 2210
								PAGE No. BA - 14





SECTION 1-1 A3 - 1:200

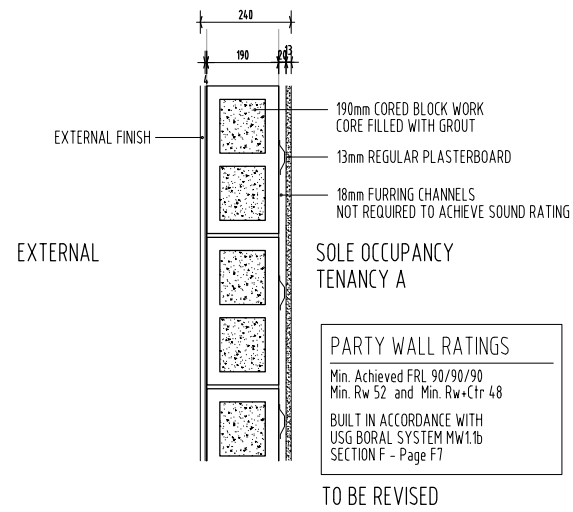
COPYRIGHT	GENERAL NOTES	NORTH POINT	DATED	EVENT	ISSUE	PROJECT	LOCATION AT	DRAWING TITLE
THESE DRAWINGS & DESIGNS ARE COPYRIGHT & MUST NOT BE REPRODUCED IN WHOLE OR IN PART WITHOUT THE PERMISSION OF ANGELO NICOLOSI ARCHITECTS. INFRINGEMENTS OF COPYRIGHT WILL RESULT IN LEGAL ACTION BEING TAKEN	<ul style="list-style-type: none"> ALL MATERIALS & WORKMANSHIP IN ACCORDANCE WITH RELEVANT CURRENT AUSTRALIAN STANDARDS, THE BUILDING CODE OF AUSTRALIA & STATUTORY REGULATIONS DO NOT SCALE FROM DRAWINGS. VERIFY DIMENSIONS & DETAILS ON SITE BEFORE COMMENCING ANY WORK WHERE DISCREPANCIES EXIST BETWEEN FIGURED & SCALED DIMENSIONS, FIGURED DIMENSIONS PREVAIL REFER ANY DISCREPANCIES TO THE ARCHITECTS BEFORE COMMENCING WORK OR PREPARING SHOP DRAWINGS 		5-08-22 13-06-22 31-3-22	FOR STRUCTURAL FOR INFORMATION BA	C B A	MULTIPLE DWELLING	624 MAIN STREET KANGAROO POINT	SECTION 1-1
							FOR	SCALE A3 - 1:200 0 1 2 4m
								DRAWN BY / EMAIL PRIMO NICOLOSI PRIMO@ANAA.COM.AU
								PROJECT No. PAGE No. 2210 BA - 15



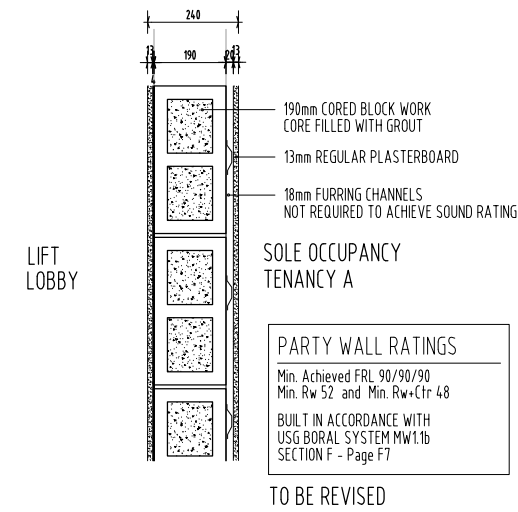
SECTION 2-2 A3 - 1:200

COPYRIGHT	GENERAL NOTES	NORTH POINT	DATED	EVENT	ISSUE	PROJECT	LOCATION AT	DRAWING TITLE
THESE DRAWINGS & DESIGNS ARE COPYRIGHT & MUST NOT BE REPRODUCED IN WHOLE OR IN PART WITHOUT THE PERMISSION OF ANGELO NICOLOSI ARCHITECTS. INFRINGEMENTS OF COPYRIGHT WILL RESULT IN LEGAL ACTION BEING TAKEN	<ul style="list-style-type: none"> ALL MATERIALS & WORKMANSHIP IN ACCORDANCE WITH RELEVANT CURRENT AUSTRALIAN STANDARDS, THE BUILDING CODE OF AUSTRALIA & STATUTORY REGULATIONS DO NOT SCALE FROM DRAWINGS. VERIFY DIMENSIONS & DETAILS ON SITE BEFORE COMMENCING ANY WORK WHERE DISCREPANCIES EXIST BETWEEN FIGURED & SCALED DIMENSIONS, FIGURED DIMENSIONS PREVAIL REFER ANY DISCREPANCIES TO THE ARCHITECTS BEFORE COMMENCING WORK OR PREPARING SHOP DRAWINGS 		5-08-22 13-06-22 31-3-22	FOR STRUCTURAL FOR INFORMATION BA	C B A	MULTIPLE DWELLING	624 MAIN STREET KANGAROO POINT	SECTION 2-2
							FOR	SCALE A3 - 1 : 200 0 1 2 4m
								DRAWN BY / EMAIL PRIMO NICOLOSI PRIMO@ANAA.COM.AU
								PROJECT No. PAGE No. 2210 BA - 16

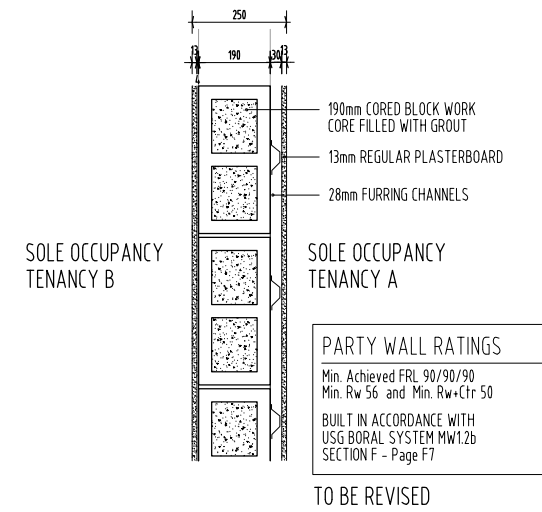




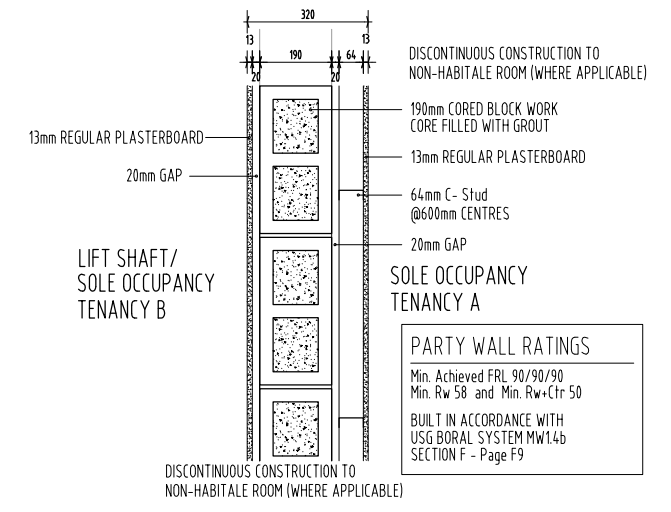
1 TYPICAL WALL DETAIL 3 SCALE 1:20
 REFERENCE TO USG BORAL MASONRY UPGRADES - F - ACOUSTIC UPGRADES MW1.1b - F7



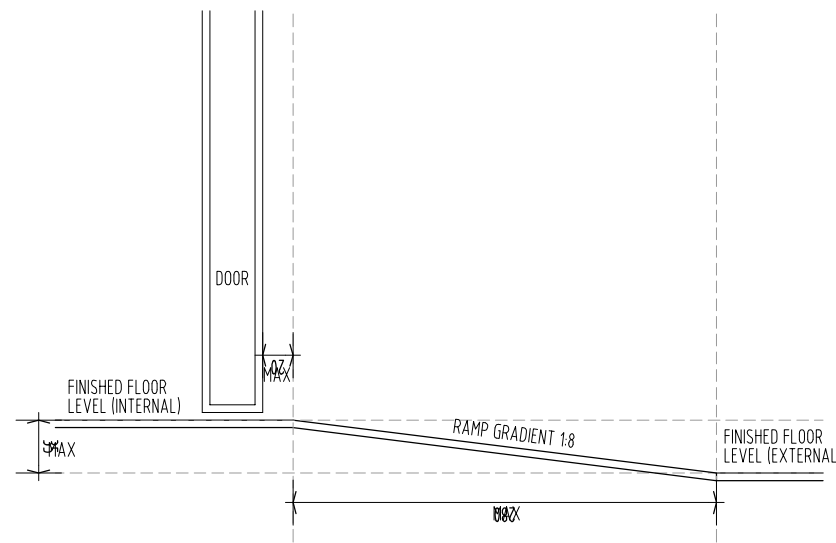
2 TYPICAL WALL DETAIL 3 SCALE 1:20
 REFERENCE TO USG BORAL MASONRY UPGRADES - F - ACOUSTIC UPGRADES MW1.1b - F7



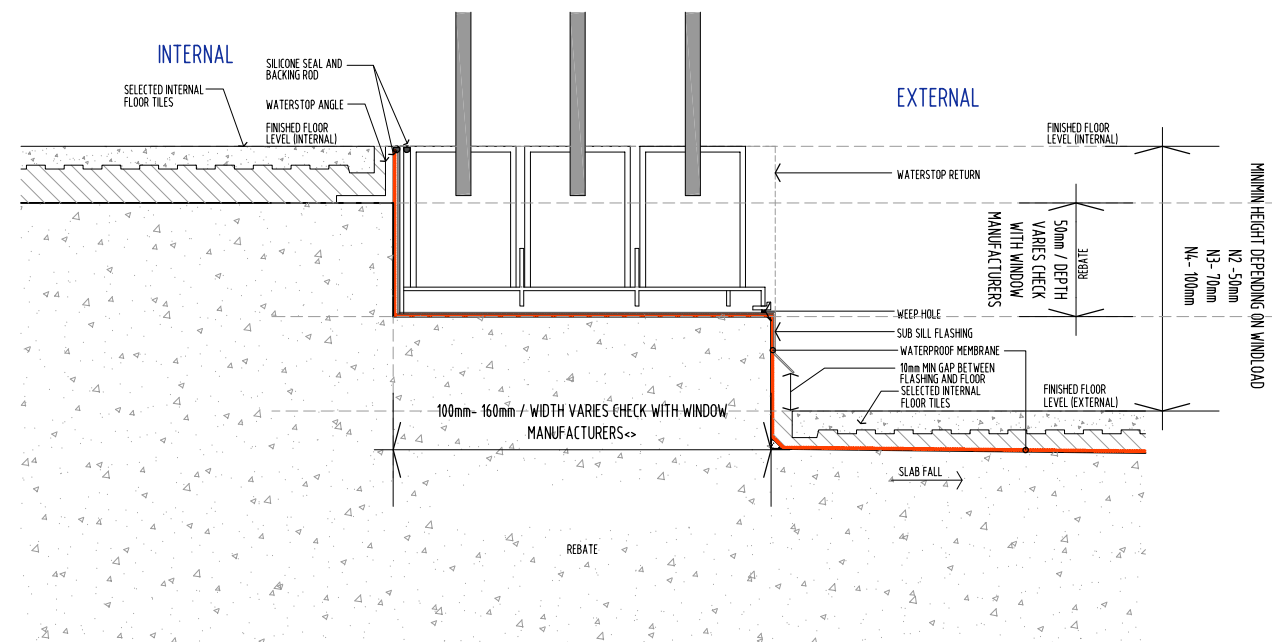
3 TYPICAL WALL DETAIL 3 SCALE 1:20
 REFERENCE TO USG BORAL MASONRY UPGRADES - F - ACOUSTIC UPGRADES MW1.2b - F7



4 TYPICAL DISCONTINUE WALL DETAIL 4 SCALE 1:20
 REFERENCE TO USG BORAL MASONRY UPGRADES - F - ACOUSTIC UPGRADES MW1.4b - F9

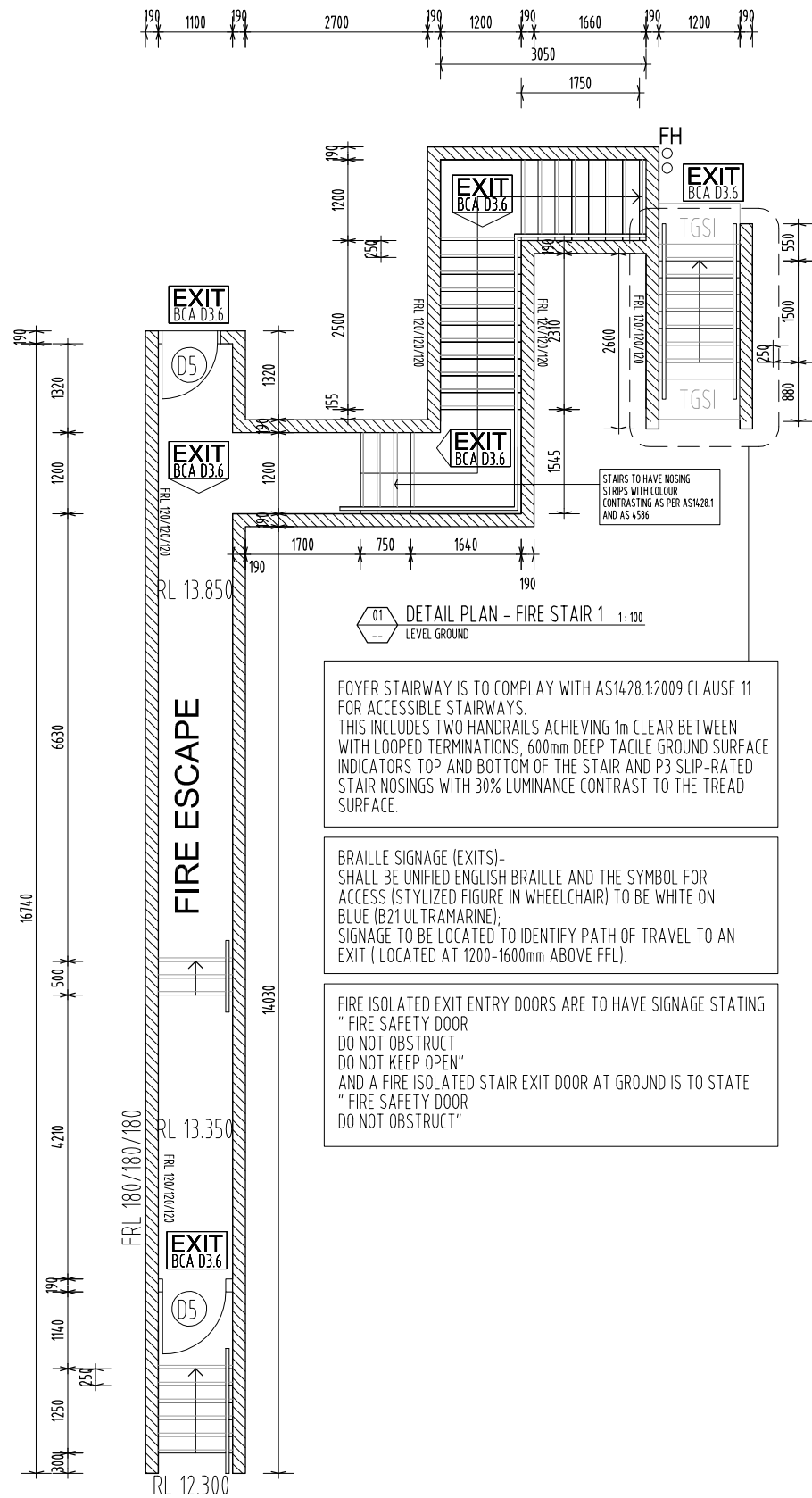


1 TYPICAL THRESHOLD DETAIL 1 SCALE 1:20
 DOORWAY



2 TYPICAL THRESHOLD DETAIL 2 SCALE 1:20
 BALCONY

COPYRIGHT	GENERAL NOTES	NORTH POINT	DATED	EVENT	ISSUE	PROJECT	LOCATION AT	DRAWING TITLE
THESE DRAWINGS & DESIGNS ARE COPYRIGHT & MUST NOT BE REPRODUCED IN WHOLE OR IN PART WITHOUT THE PERMISSION OF ANGELO NICOLOSI ARCHITECTS. INFRINGEMENTS OF COPYRIGHT WILL RESULT IN LEGAL ACTION BEING TAKEN	<ul style="list-style-type: none"> ALL MATERIALS & WORKMANSHIP IN ACCORDANCE WITH RELEVANT CURRENT AUSTRALIAN STANDARDS, THE BUILDING CODE OF AUSTRALIA & STATUTORY REGULATIONS DO NOT SCALE FROM DRAWINGS. VERIFY DIMENSIONS & DETAILS ON SITE BEFORE COMMENCING ANY WORK WHERE DISCREPANCIES EXIST BETWEEN FIGURED & SCALED DIMENSIONS, FIGURED DIMENSIONS PREVAIL REFER ANY DISCREPANCIES TO THE ARCHITECTS BEFORE COMMENCING WORK OR PREPARING SHOP DRAWINGS 		5-08-22 13-06-22 31-3-22	FOR STRUCTURAL FOR INFORMATION BA	C B A	MULTIPLE DWELLING	624 MAIN STREET KANGAROO POINT	DETAILS SCALE: A3 - 1:200 0 1 2 4m DRAWN BY / EMAIL: PRIMO NICOLOSI PRIMO@ANAA.COM.AU PROJECT No: 2210 PAGE No: BA - 17

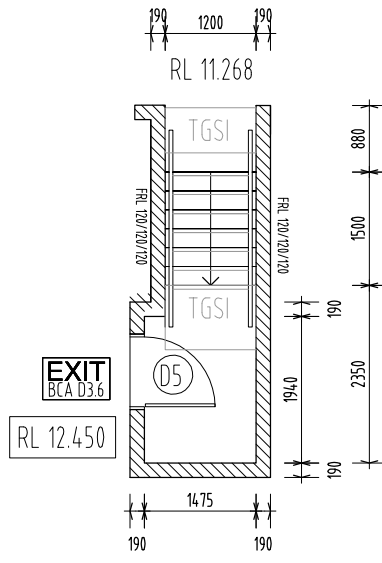


01 DETAIL PLAN - FIRE STAIR 1 1:100
-- LEVEL GROUND

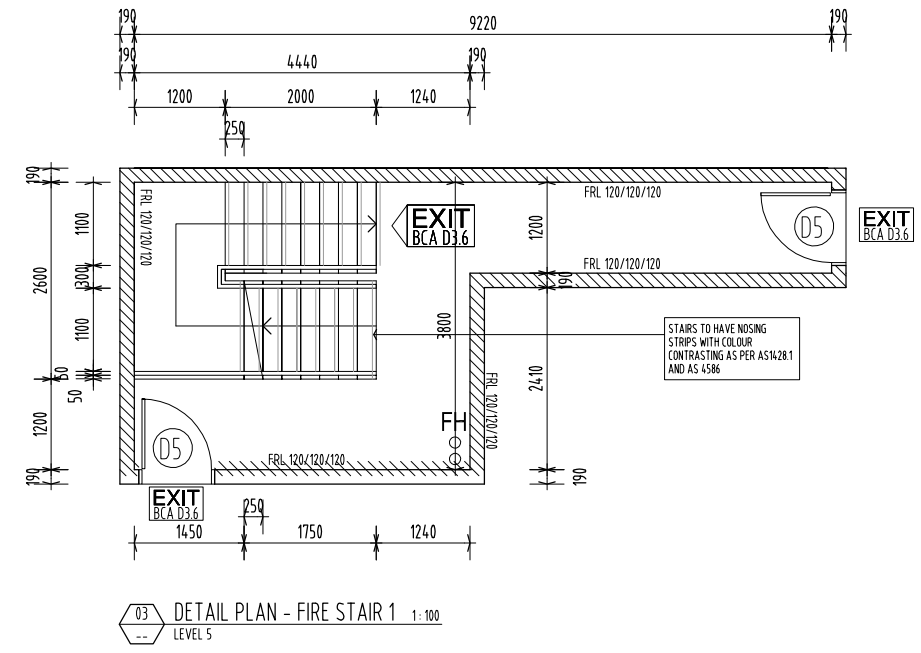
FOYER STAIRWAY IS TO COMPLY WITH AS1428.1:2009 CLAUSE 11 FOR ACCESSIBLE STAIRWAYS. THIS INCLUDES TWO HANDRAILS ACHIEVING 1m CLEAR BETWEEN WITH LOOPED TERMINATIONS, 600mm DEEP TACTILE GROUND SURFACE INDICATORS TOP AND BOTTOM OF THE STAIR AND P3 SLIP-RATED STAIR NOSINGS WITH 30% LUMINANCE CONTRAST TO THE TREAD SURFACE.

BRaille SIGNAGE (EXITS)- SHALL BE UNIFIED ENGLISH BRaille AND THE SYMBOL FOR ACCESS (STYLIZED FIGURE IN WHEELCHAIR) TO BE WHITE ON BLUE (B21 ULTRAMARINE); SIGNAGE TO BE LOCATED TO IDENTIFY PATH OF TRAVEL TO AN EXIT (LOCATED AT 1200-1600mm ABOVE FFL).

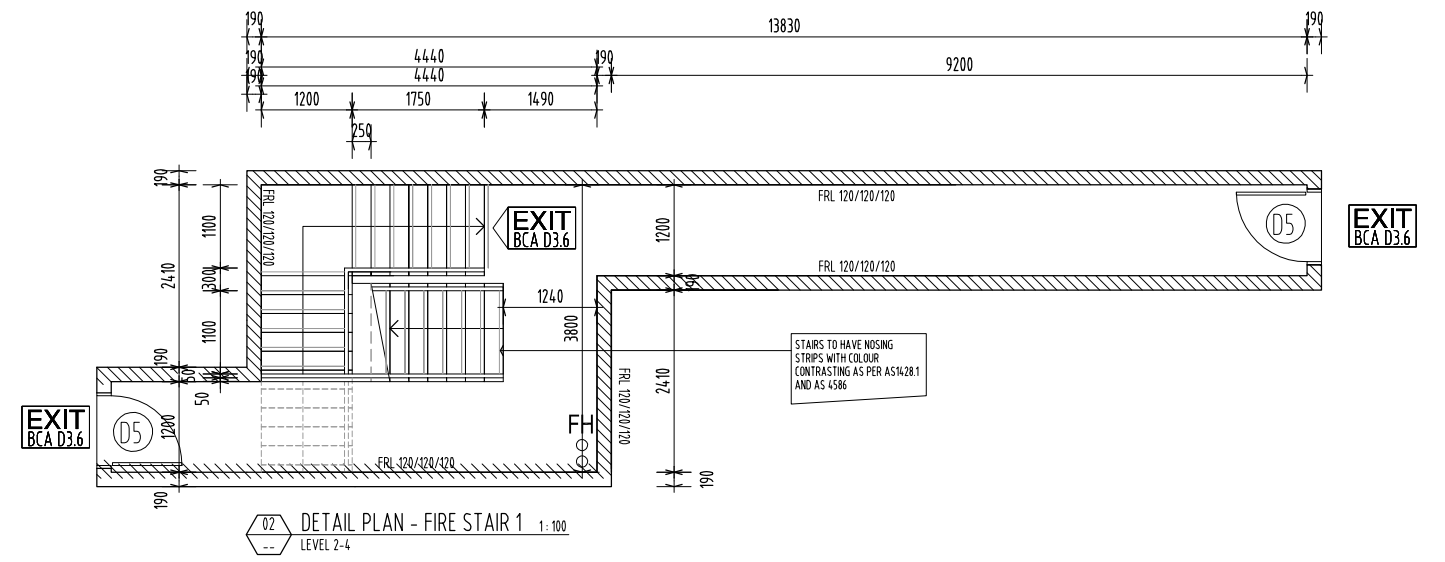
FIRE ISOLATED EXIT ENTRY DOORS ARE TO HAVE SIGNAGE STATING "FIRE SAFETY DOOR DO NOT OBSTRUCT DO NOT KEEP OPEN" AND A FIRE ISOLATED STAIR EXIT DOOR AT GROUND IS TO STATE "FIRE SAFETY DOOR DO NOT OBSTRUCT"



EXIT BCA D3.6
RL 12.450



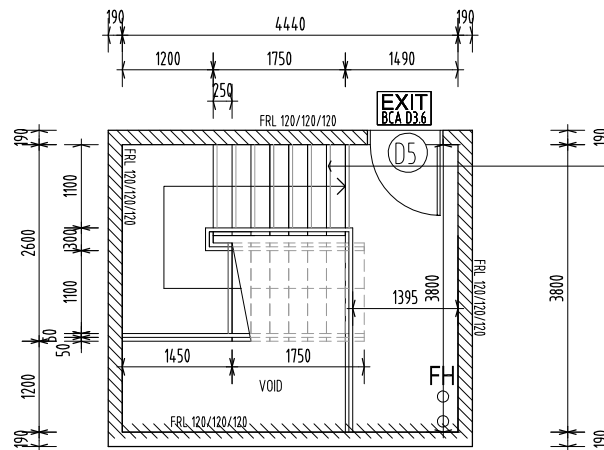
03 DETAIL PLAN - FIRE STAIR 1 1:100
-- LEVEL 5



02 DETAIL PLAN - FIRE STAIR 1 1:100
-- LEVEL 2-4

COPYRIGHT	GENERAL NOTES	NORTH POINT	DATED	EVENT	ISSUE	PROJECT	LOCATION AT	DRAWING TITLE
THESE DRAWINGS & DESIGNS ARE COPYRIGHT & MUST NOT BE REPRODUCED IN WHOLE OR IN PART WITHOUT THE PERMISSION OF ANGELO NICOLOSI ARCHITECTS. INFRINGEMENTS OF COPYRIGHT WILL RESULT IN LEGAL ACTION BEING TAKEN	<ul style="list-style-type: none"> ALL MATERIALS & WORKMANSHIP IN ACCORDANCE WITH RELEVANT CURRENT AUSTRALIAN STANDARDS, THE BUILDING CODE OF AUSTRALIA & STATUTORY REGULATIONS DO NOT SCALE FROM DRAWINGS. VERIFY DIMENSIONS & DETAILS ON SITE BEFORE COMMENCING ANY WORK WHERE DISCREPANCIES EXIST BETWEEN FIGURED & SCALED DIMENSIONS, FIGURED DIMENSIONS PREVAIL REFER ANY DISCREPANCIES TO THE ARCHITECTS BEFORE COMMENCING WORK OR PREPARING SHOP DRAWINGS 		5-08-22 13-06-22 31-3-22	FOR STRUCTURAL FOR INFORMATION BA	C B A	MULTIPLE DWELLING	624 MAIN STREET KANGAROO POINT FOR PETER YANG PTY LTD	STAIR DETAILS 1 SCALE A3 - 1 : 100 0 0.5 1 2m DRAWN BY / EMAIL PRIMO@ANAA.COM.AU PROJECT No. 2210 PAGE No. BA - 18



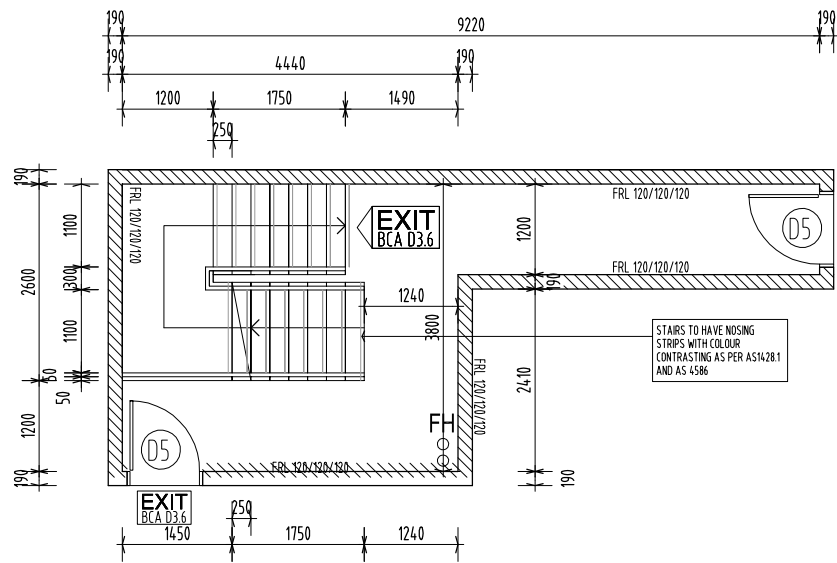


STAIRS TO HAVE NOSING STRIPS WITH COLOUR CONTRASTING AS PER AS1428.1 AND AS 4586

BRILLE SIGNAGE (EXITS)- SHALL BE UNIFIED ENGLISH BRILLE AND THE SYMBOL FOR ACCESS (STYLIZED FIGURE IN WHEELCHAIR) TO BE WHITE ON BLUE (B21 ULTRAMARINE). SIGNAGE TO BE LOCATED TO IDENTIFY PATH OF TRAVEL TO AN EXIT (LOCATED AT 1200-1600mm ABOVE FFL).

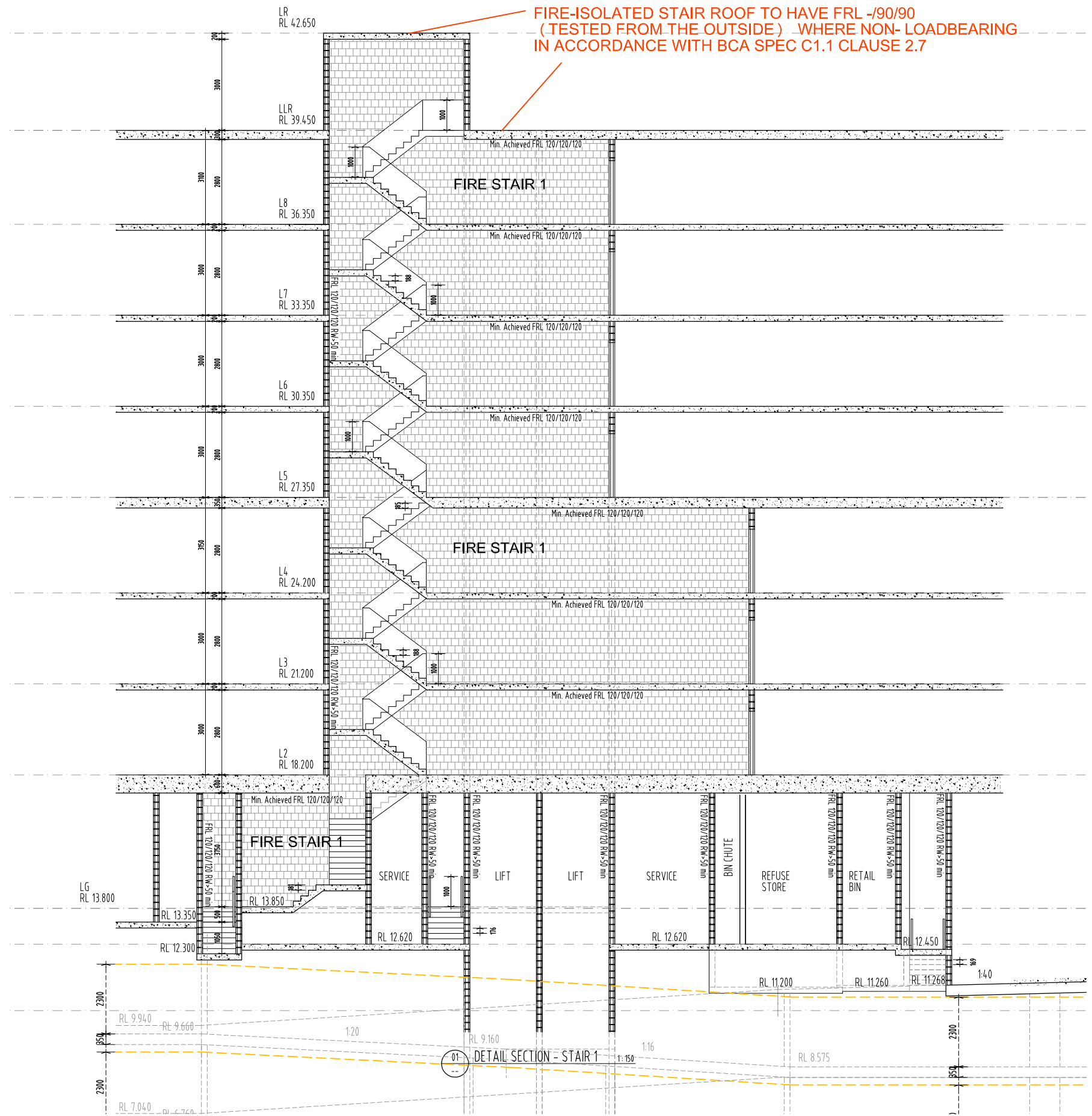
FIRE ISOLATED EXIT ENTRY DOORS ARE TO HAVE SIGNAGE STATING "FIRE SAFETY DOOR DO NOT OBSTRUCT DO NOT KEEP OPEN" AND A FIRE ISOLATED STAIR EXIT DOOR AT GROUND IS TO STATE "FIRE SAFETY DOOR DO NOT OBSTRUCT"

05 DETAIL PLAN - FIRE STAIR 1 1:100 LEVEL ROOF



STAIRS TO HAVE NOSING STRIPS WITH COLOUR CONTRASTING AS PER AS1428.1 AND AS 4586

04 DETAIL PLAN - FIRE STAIR 1 1:100 LEVEL 6-8

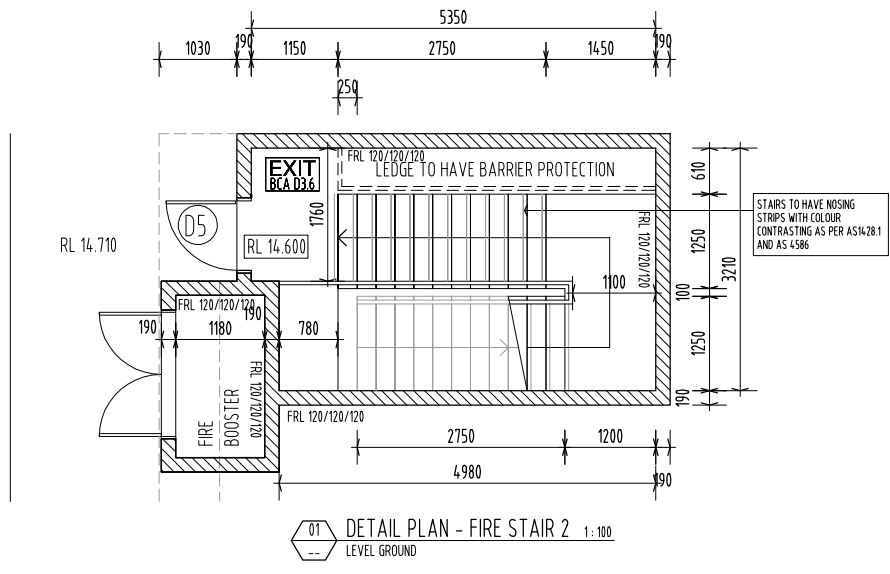


FIRE-ISOLATED STAIR ROOF TO HAVE FRL -/90/90 (TESTED FROM THE OUTSIDE) WHERE NON-LOADBEARING IN ACCORDANCE WITH BCA SPEC C1.1 CLAUSE 2.7

01 DETAIL SECTION - STAIR 1 1:150

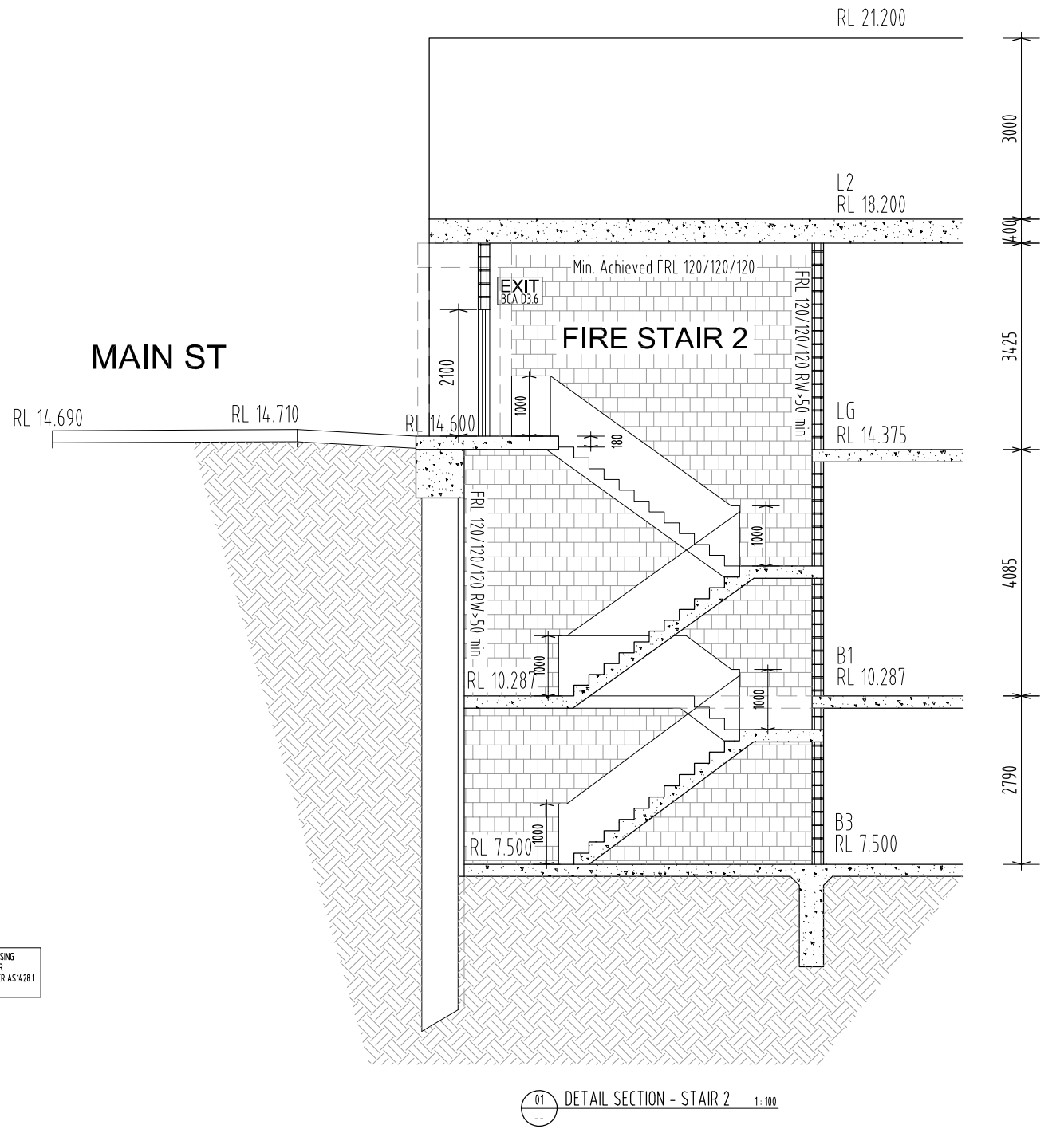
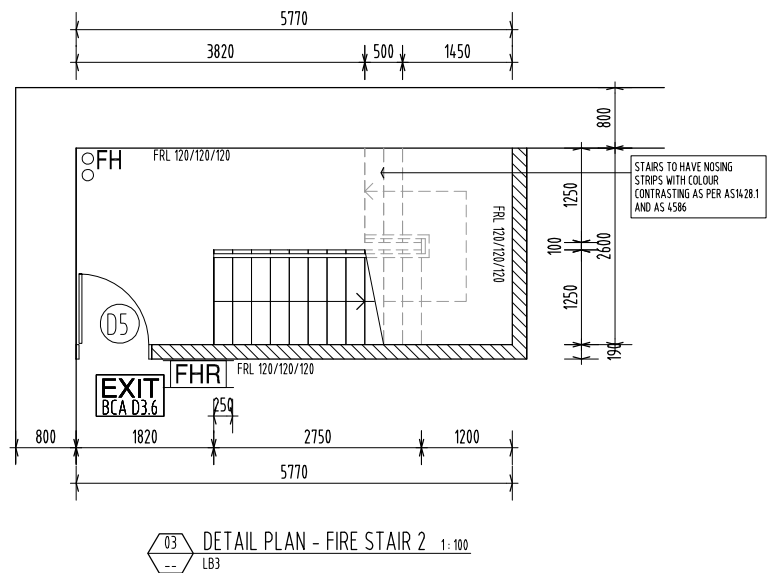
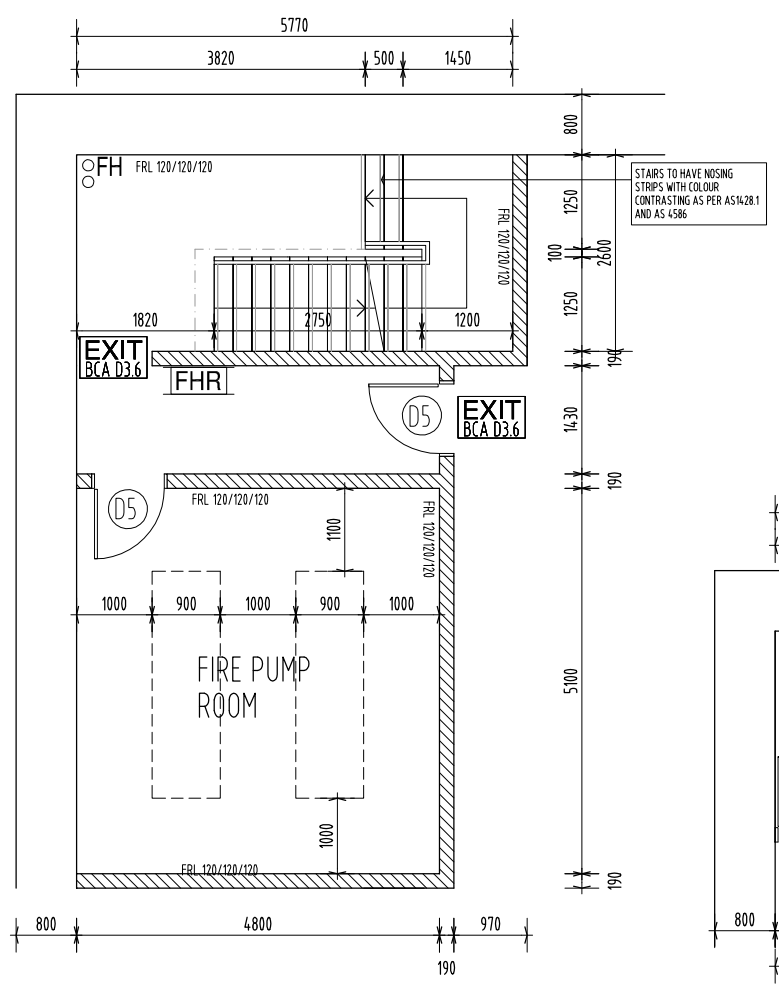
COPYRIGHT	GENERAL NOTES	NORTH POINT	DATED	EVENT	ISSUE	PROJECT	LOCATION AT	DRAWING TITLE
THESE DRAWINGS & DESIGNS ARE COPYRIGHT & MUST NOT BE REPRODUCED IN WHOLE OR IN PART WITHOUT THE PERMISSION OF ANGELO NICOLOSI ARCHITECTS. INFRINGEMENTS OF COPYRIGHT WILL RESULT IN LEGAL ACTION BEING TAKEN	<ul style="list-style-type: none"> ALL MATERIALS & WORKMANSHIP IN ACCORDANCE WITH RELEVANT CURRENT AUSTRALIAN STANDARDS, THE BUILDING CODE OF AUSTRALIA & STATUTORY REGULATIONS DO NOT SCALE FROM DRAWINGS. VERIFY DIMENSIONS & DETAILS ON SITE BEFORE COMMENCING ANY WORK WHERE DISCREPANCIES EXIST BETWEEN FIGURED & SCALED DIMENSIONS, FIGURED DIMENSIONS PREVAIL REFER ANY DISCREPANCIES TO THE ARCHITECTS BEFORE COMMENCING WORK OR PREPARING SHOP DRAWINGS 		5-08-22 13-06-22 31-3-22	FOR STRUCTURAL FOR INFORMATION BA	C B A	MULTIPLE DWELLING	624 MAIN STREET KANGAROO POINT FOR PETER YANG PTY LTD	STAIR DETAILS 1 SCALE: A3 - 1:100 0 0.5 1 2m DRAWN BY / EMAIL: PRIMO NICOLOSI PRIMO@ANAA.COM.AU PROJECT No: 2210 PAGE No: BA - 19





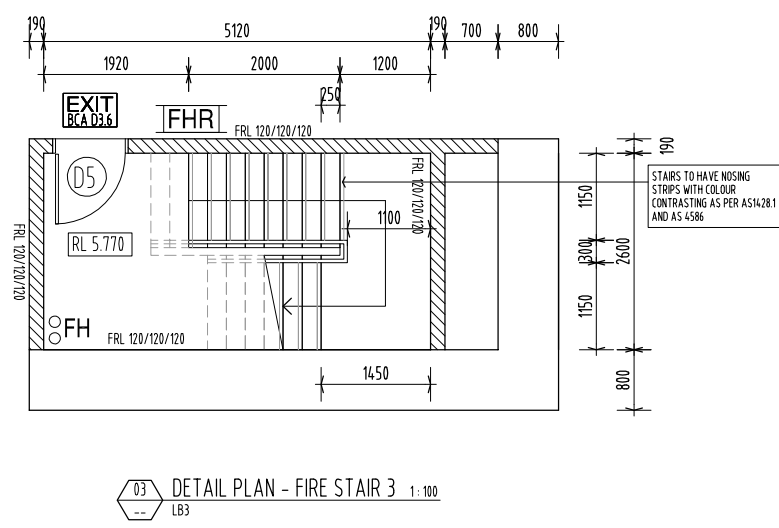
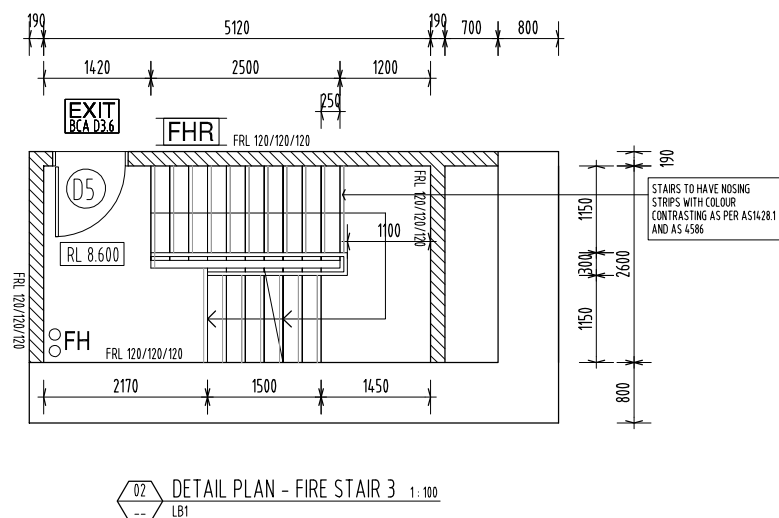
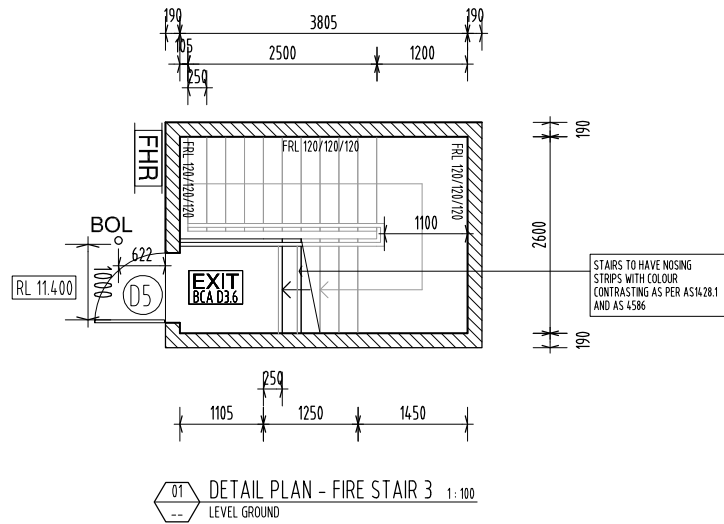
BRILLE SIGNAGE (EXITS)- SHALL BE UNIFIED ENGLISH BRILLE AND THE SYMBOL FOR ACCESS (STYLIZED FIGURE IN WHEELCHAIR) TO BE WHITE ON BLUE (B21 ULTRAMARINE); SIGNAGE TO BE LOCATED TO IDENTIFY PATH OF TRAVEL TO AN EXIT (LOCATED AT 1200-1600mm ABOVE FFL).

FIRE ISOLATED EXIT ENTRY DOORS ARE TO HAVE SIGNAGE STATING " FIRE SAFETY DOOR DO NOT OBSTRUCT DO NOT KEEP OPEN" AND A FIRE ISOLATED STAIR EXIT DOOR AT GROUND IS TO STATE " FIRE SAFETY DOOR DO NOT OBSTRUCT"



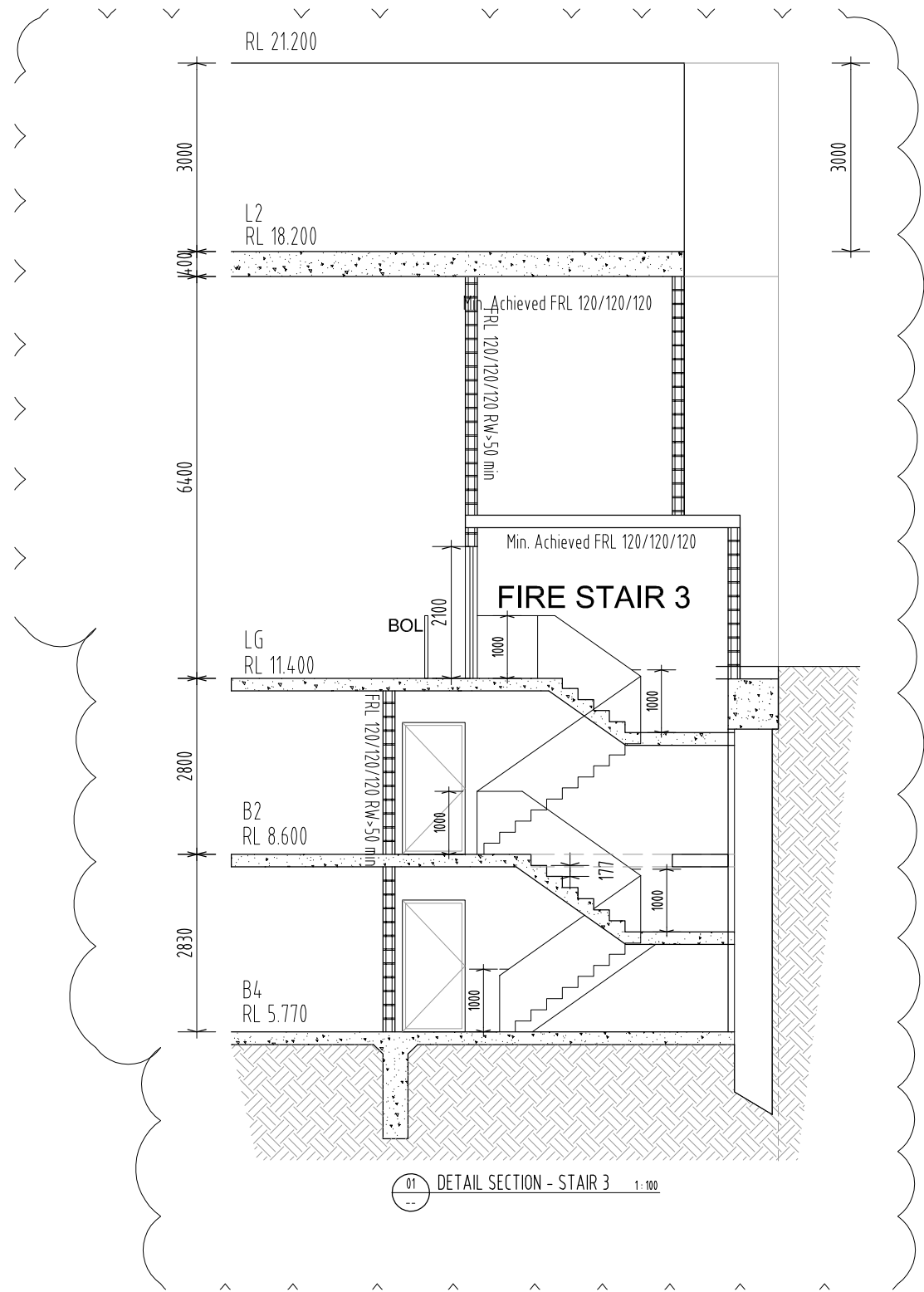
COPYRIGHT	GENERAL NOTES	NORTH POINT	DATED	EVENT	ISSUE	PROJECT	LOCATION AT	DRAWING TITLE
THESE DRAWINGS & DESIGNS ARE COPYRIGHT & MUST NOT BE REPRODUCED IN WHOLE OR IN PART WITHOUT THE PERMISSION OF ANGELO NICOLOSI ARCHITECTS. INFRINGEMENTS OF COPYRIGHT WILL RESULT IN LEGAL ACTION BEING TAKEN	<ul style="list-style-type: none"> ALL MATERIALS & WORKMANSHIP IN ACCORDANCE WITH RELEVANT CURRENT AUSTRALIAN STANDARDS, THE BUILDING CODE OF AUSTRALIA & STATUTORY REGULATIONS DO NOT SCALE FROM DRAWINGS. VERIFY DIMENSIONS & DETAILS ON SITE BEFORE COMMENCING ANY WORK WHERE DISCREPANCIES EXIST BETWEEN FIGURED & SCALED DIMENSIONS, FIGURED DIMENSIONS PREVAIL REFER ANY DISCREPANCIES TO THE ARCHITECTS BEFORE COMMENCING WORK OR PREPARING SHOP DRAWINGS 		5-08-22 13-06-22 31-3-22	FOR STRUCTURAL FOR INFORMATION BA	C B A	MULTIPLE DWELLING	624 MAIN STREET KANGAROO POINT FOR PETER YANG PTY LTD	STAIR DETAILS 2 SCALE: A3 - 1:100 0 0.5 1 2m DRAWN BY / EMAIL: PRIMO NICOLOSI, PRIMO@ANAA.COM.AU PROJECT No: 2210 PAGE No: BA - 20





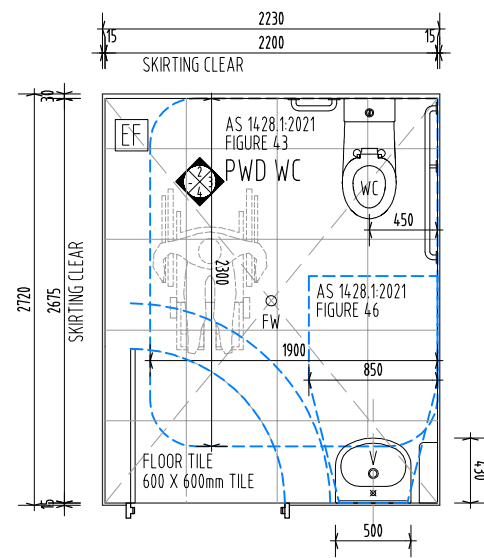
BRAILLE SIGNAGE (EXITS)-
SHALL BE UNIFIED ENGLISH BRAILLE AND THE SYMBOL FOR
ACCESS (STYLIZED FIGURE IN WHEELCHAIR) TO BE WHITE ON
BLUE (B21 ULTRAMARINE);
SIGNAGE TO BE LOCATED TO IDENTIFY PATH OF TRAVEL TO AN
EXIT (LOCATED AT 1200-1600mm ABOVE FFL).

FIRE ISOLATED EXIT ENTRY DOORS ARE TO HAVE SIGNAGE STATING
" FIRE SAFETY DOOR
DO NOT OBSTRUCT
DO NOT KEEP OPEN"
AND A FIRE ISOLATED STAIR EXIT DOOR AT GROUND IS TO STATE
" FIRE SAFETY DOOR
DO NOT OBSTRUCT"

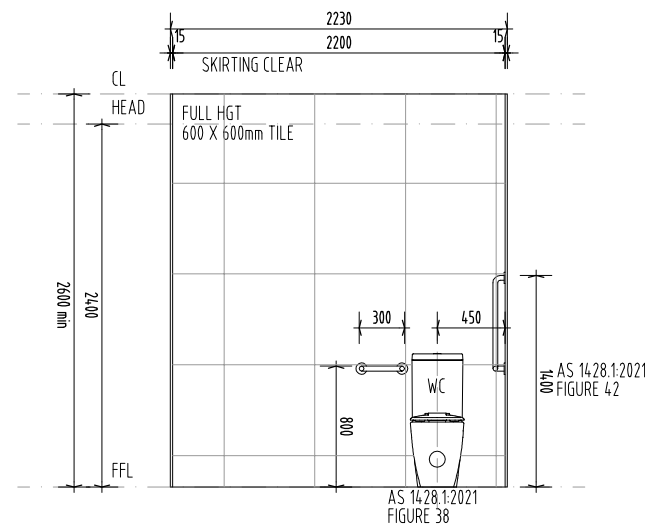


COPYRIGHT	GENERAL NOTES	NORTH POINT	DATED	EVENT	ISSUE	PROJECT	LOCATION AT	DRAWING TITLE
THESE DRAWINGS & DESIGNS ARE COPYRIGHT & MUST NOT BE REPRODUCED IN WHOLE OR IN PART WITHOUT THE PERMISSION OF ANGELO NICOLOSI ARCHITECTS. INFRINGEMENTS OF COPYRIGHT WILL RESULT IN LEGAL ACTION BEING TAKEN	<ul style="list-style-type: none"> ALL MATERIALS & WORKMANSHIP IN ACCORDANCE WITH RELEVANT CURRENT AUSTRALIAN STANDARDS, THE BUILDING CODE OF AUSTRALIA & STATUTORY REGULATIONS DO NOT SCALE FROM DRAWINGS. VERIFY DIMENSIONS & DETAILS ON SITE BEFORE COMMENCING ANY WORK WHERE DISCREPANCIES EXIST BETWEEN FIGURED & SCALED DIMENSIONS, FIGURED DIMENSIONS PREVAIL REFER ANY DISCREPANCIES TO THE ARCHITECTS BEFORE COMMENCING WORK OR PREPARING SHOP DRAWINGS 		5-08-22 13-06-22 31-3-22	FOR STRUCTURAL FOR INFORMATION BA	C B A	MULTIPLE DWELLING	624 MAIN STREET KANGAROO POINT FOR PETER YANG PTY LTD	STAIR DETAILS 3 SCALE A3 - 1 : 100 0 0.5 1 2m DRAWN BY / EMAIL PRIMO NICOLOSI PRIMO@ANAA.COM.AU PROJECT No. 2210 PAGE No. BA - 21

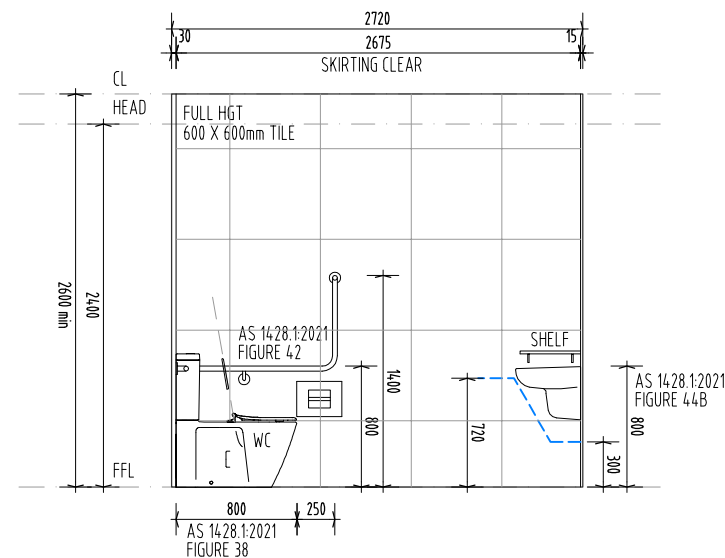




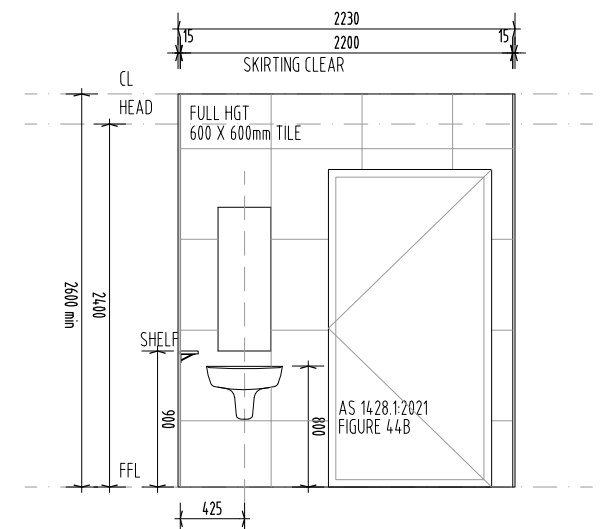
01 DETAIL PLAN
LEVEL G - COMMON RECREATION PWD WC 1:50



02 DETAIL ELEVATION
LEVEL G - COMMON RECREATION PWD WC 1:50



03 DETAIL ELEVATION
LEVEL G - COMMON RECREATION PWD WC 1:50


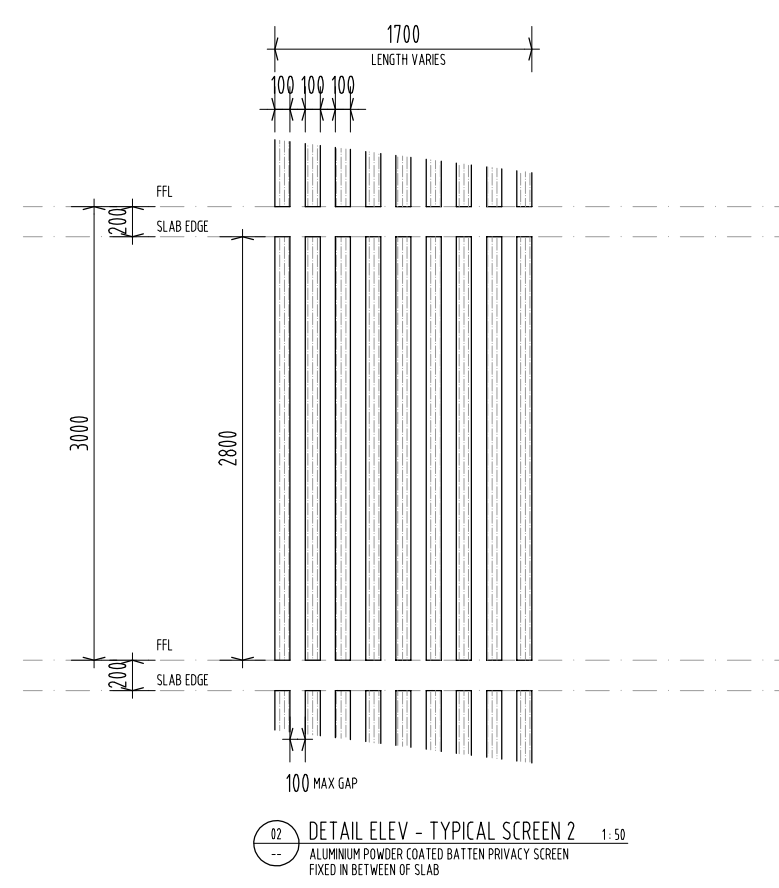
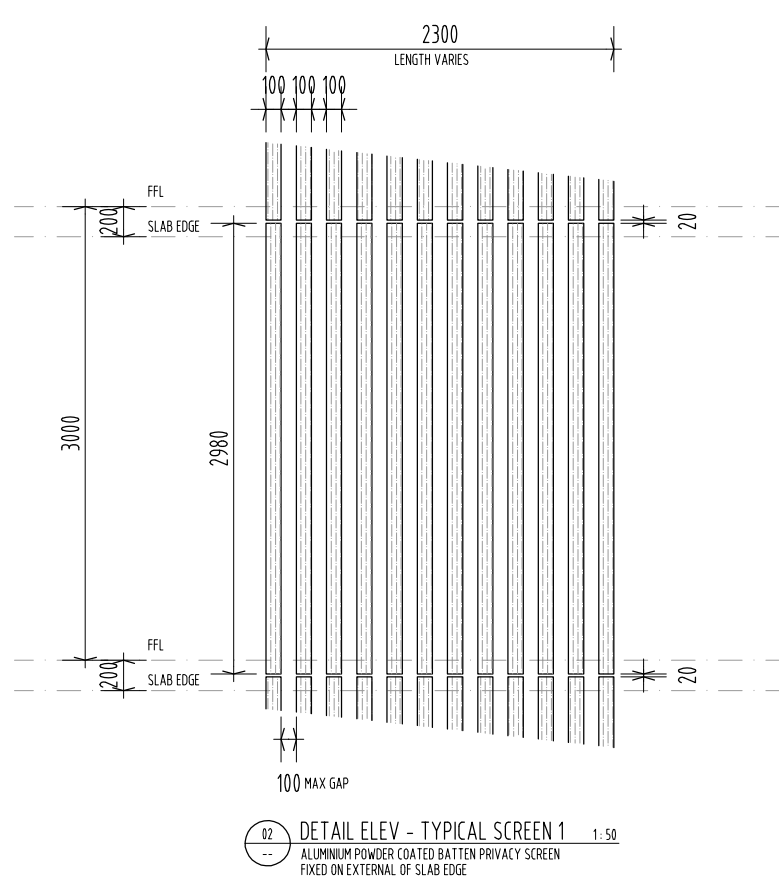
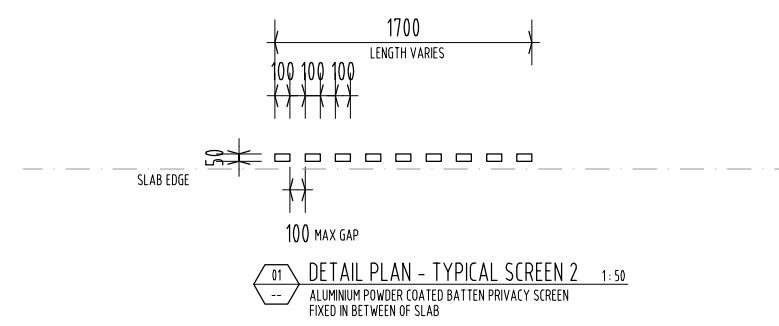
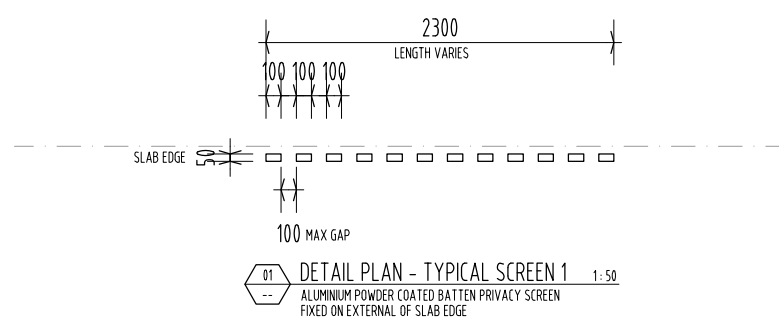


04 DETAIL ELEVATION
LEVEL G - COMMON RECREATION PWD WC 1:50

NOTE:
TYPICAL UNISEX PWD WC TO COMPLY WITH AS1428.1:2009
MIRROR IMAGE FOR 2ND UNISEX PWD WC
TOTAL 2 UNISEX PWD WC WITH ONE LEFT AND ONE RIGHT USER FRIENDLY WC

COPYRIGHT	GENERAL NOTES	NORTH POINT	DATED	EVENT	ISSUE	PROJECT	LOCATION AT	DRAWING TITLE
THESE DRAWINGS & DESIGNS ARE COPYRIGHT & MUST NOT BE REPRODUCED IN WHOLE OR IN PART WITHOUT THE PERMISSION OF ANGELO NICOLOSI ARCHITECTS. INFRINGEMENTS OF COPYRIGHT WILL RESULT IN LEGAL ACTION BEING TAKEN	<ul style="list-style-type: none"> ALL MATERIALS & WORKMANSHIP IN ACCORDANCE WITH RELEVANT CURRENT AUSTRALIAN STANDARDS, THE BUILDING CODE OF AUSTRALIA & STATUTORY REGULATIONS DO NOT SCALE FROM DRAWINGS. VERIFY DIMENSIONS & DETAILS ON SITE BEFORE COMMENCING ANY WORK WHERE DISCREPANCIES EXIST BETWEEN FIGURED & SCALED DIMENSIONS, FIGURED DIMENSIONS PREVAIL REFER ANY DISCREPANCIES TO THE ARCHITECTS BEFORE COMMENCING WORK OR PREPARING SHOP DRAWINGS 		5-08-22 13-06-22 31-3-22	FOR STRUCTURAL FOR INFORMATION BA	C B A	MULTIPLE DWELLING	624 MAIN STREET KANGAROO POINT	LG COMMON PWD WC
							FOR	SCALE A3 - 1:50 0 0.25 0.5 1m DRAWN BY / EMAIL PRIMO NICOLOSI PRIMO@ANAA.COM.AU PROJECT No. 2210 PAGE No. BA - 22

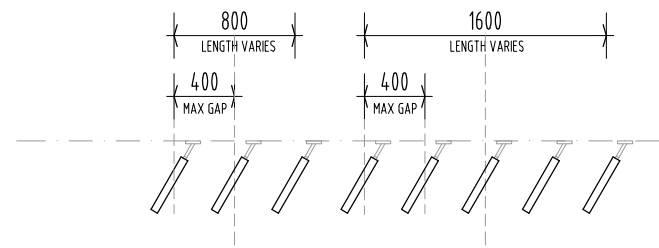




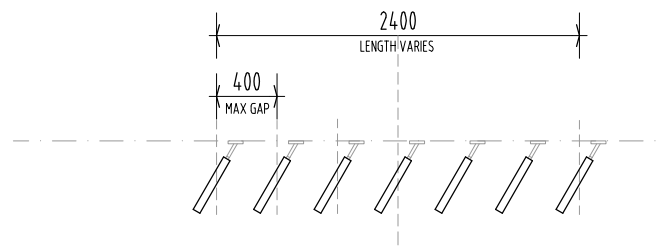
DECO BATTEN - ALUM TIMBER LOOK BATTEN SCREEN
50mm SERIES - 50mm X 100mm
COLOUR : FRENCH OAK
OR SIMILAR / ALTERNATIVES TBC



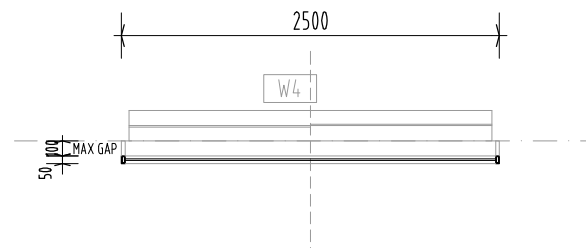
COPYRIGHT	GENERAL NOTES	NORTH POINT	DATED	EVENT	ISSUE	PROJECT	LOCATION AT	DRAWING TITLE
THESE DRAWINGS & DESIGNS ARE COPYRIGHT & MUST NOT BE REPRODUCED IN WHOLE OR IN PART WITHOUT THE PERMISSION OF ANGELO NICOLOSI ARCHITECTS. INFRINGEMENTS OF COPYRIGHT WILL RESULT IN LEGAL ACTION BEING TAKEN	<ul style="list-style-type: none"> ALL MATERIALS & WORKMANSHIP IN ACCORDANCE WITH RELEVANT CURRENT AUSTRALIAN STANDARDS, THE BUILDING CODE OF AUSTRALIA & STATUTORY REGULATIONS DO NOT SCALE FROM DRAWINGS. VERIFY DIMENSIONS & DETAILS ON SITE BEFORE COMMENCING ANY WORK WHERE DISCREPANCIES EXIST BETWEEN FIGURED & SCALED DIMENSIONS, FIGURED DIMENSIONS PREVAIL REFER ANY DISCREPANCIES TO THE ARCHITECTS BEFORE COMMENCING WORK OR PREPARING SHOP DRAWINGS 		5-08-22 13-06-22 31-3-22	FOR STRUCTURAL FOR INFORMATION BA	C B A	MULTIPLE DWELLING	624 MAIN STREET KANGAROO POINT FOR PETER YANG PTY LTD	TYPICAL SCREEN 1&2 SCALE: A3 - 1:50 0 0.25 0.5 1m DRAWN BY / EMAIL: PRIMO NICOLOSI, PRIMO@ANAA.COM.AU PROJECT No: 2210 PAGE No: BA - 23




01 DETAIL PLAN - TYPICAL SCREEN 3
LEVEL 6 TO 8
METAL LASERCUT SCREENING ALUM POWER- COATED FINISH
FIXED ON EXTERNAL WALL 1:50



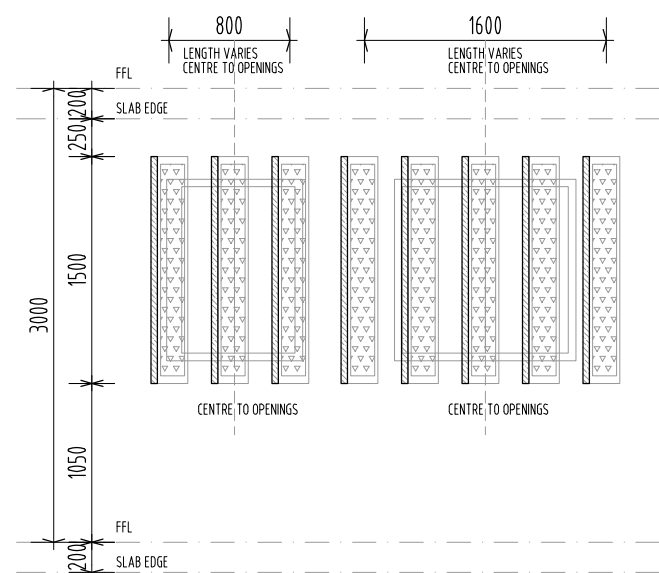
01 DETAIL PLAN - TYPICAL SCREEN 4
LEVEL 6 TO 8
METAL LASERCUT SCREENING ALUM POWER- COATED FINISH
FIXED ON EXTERNAL WALL 1:50



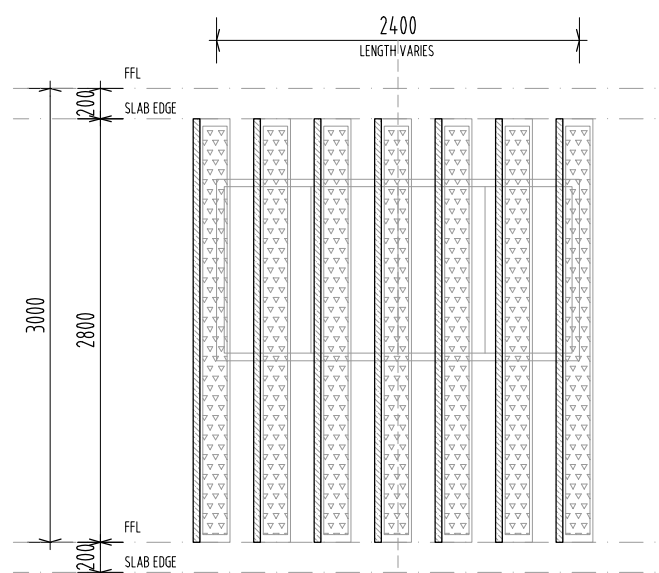
01 DETAIL PLAN - TYPICAL SCREEN 4
LEVEL 6 TO 8
METAL LASERCUT SCREENING ALUM POWER- COATED FINISH
FIXED ON EXTERNAL WALL 1:50



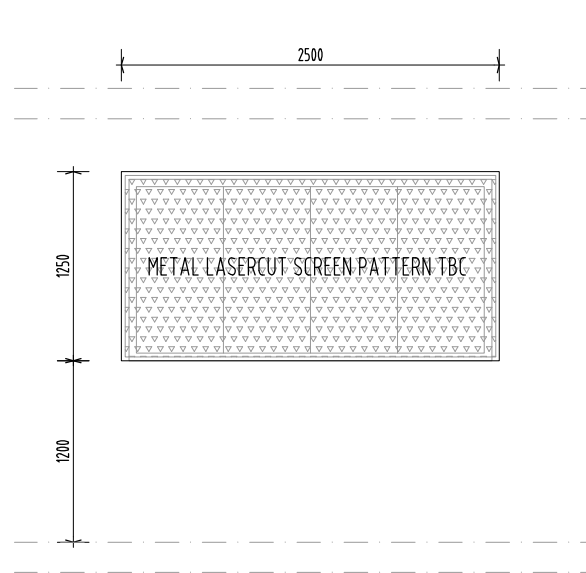
01 SCREEN DETAIL PLAN - TYPICAL SCREEN 3 & 4
LEVEL 6 TO 8
METAL LASERCUT SCREENING ALUM POWER- COATED FINISH
FIXED ON EXTERNAL WALL 1:5



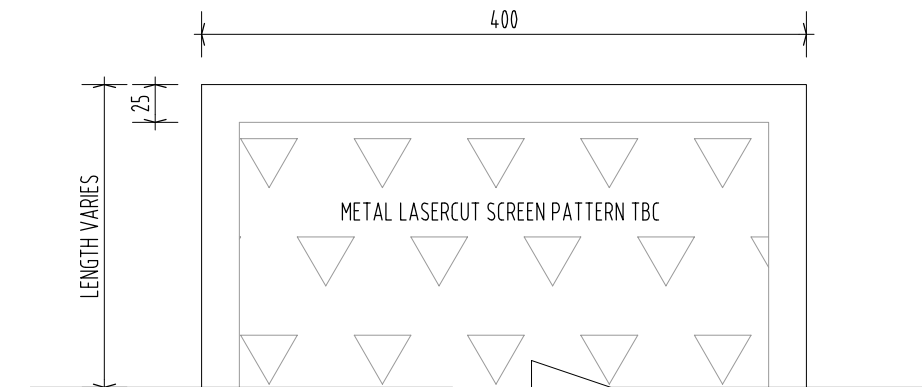
02 DETAIL ELEV - TYPICAL SCREEN 3
LEVEL 6 TO 8
METAL LASERCUT SCREENING ALUM POWER- COATED FINISH
FIXED ON EXTERNAL WALL 1:50




02 DETAIL ELEV - TYPICAL SCREEN 4
LEVEL 6 TO 8
METAL LASERCUT SCREENING ALUM POWER- COATED FINISH
FIXED ON EXTERNAL WALL 1:50



02 DETAIL ELEV - TYPICAL SCREEN 5
LEVEL 6 TO 8
METAL LASERCUT SCREENING ALUM POWER- COATED FINISH
FIXED ON EXTERNAL WALL 1:50



02 SCREEN DETAIL ELEV - TYPICAL SCREEN 3 & 4
LEVEL 6 TO 8
METAL LASERCUT SCREENING ALUM POWER- COATED FINISH
FIXED ON EXTERNAL WALL 1:5



TBK METAL - LASERCUT PANELS
DESIGN PATTERN : CUSTOM LEAVES
COLOUR : CINNAGOLD DUST
OR SIMILAR / ALTERNATIVES TBC

COPYRIGHT

THESE DRAWINGS & DESIGNS ARE COPYRIGHT & MUST NOT BE REPRODUCED IN WHOLE OR IN PART WITHOUT THE PERMISSION OF ANGELO NICOLOSI ARCHITECTS. INFRINGEMENTS OF COPYRIGHT WILL RESULT IN LEGAL ACTION BEING TAKEN

GENERAL NOTES

- ALL MATERIALS & WORKMANSHIP IN ACCORDANCE WITH RELEVANT CURRENT AUSTRALIAN STANDARDS, THE BUILDING CODE OF AUSTRALIA & STATUTORY REGULATIONS
- DO NOT SCALE FROM DRAWINGS. VERIFY DIMENSIONS & DETAILS ON SITE BEFORE COMMENCING ANY WORK
- WHERE DISCREPANCIES EXIST BETWEEN FIGURED & SCALED DIMENSIONS, FIGURED DIMENSIONS PREVAIL
- REFER ANY DISCREPANCIES TO THE ARCHITECTS BEFORE COMMENCING WORK OR PREPARING SHOP DRAWINGS

NORTH POINT

DATED

5-08-22
13-08-22
31-3-22

EVENT

FOR STRUCTURAL
FOR INFORMATION
BA

ISSUE

C
B
A

PROJECT

MULTIPLE DWELLING

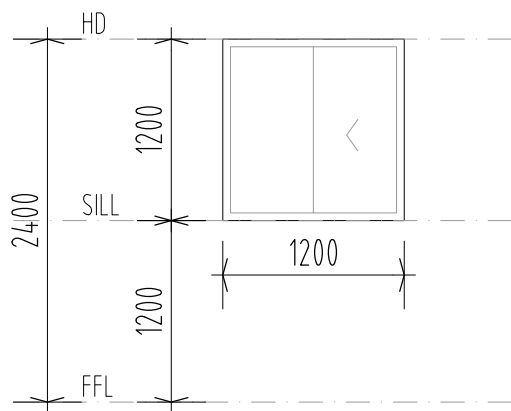
LOCATION AT

624 MAIN STREET
KANGAROO POINT
FOR
PETER YANG PTY LTD

DRAWING TITLE

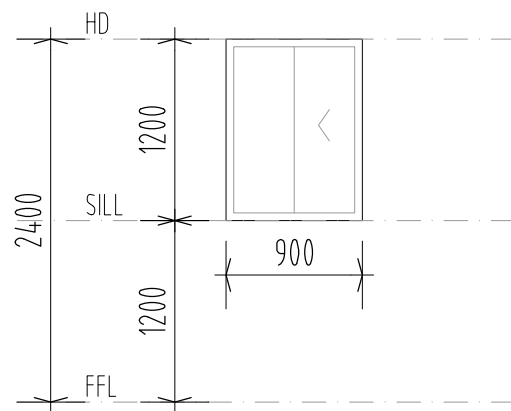
TYPICAL SCREEN 3,4& 5

SCALE	A3 - 1 : 50	DRAWN BY / EMAIL	PROJECT No.	PAGE No.
0 0.25 0.5 1m		PRIMO NICOLOSI PRIMO@ANAA.COM.AU	2210	BA - 24



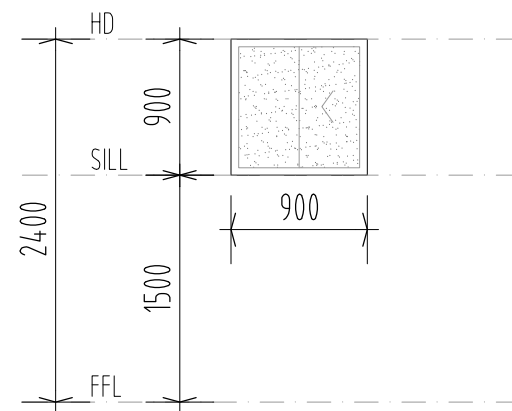
W1
1200H X 1200W
ALUM. SLIDING WIN OX
/CS/SCN

RW32
U101, U102, U205-305
RW35
U202-402, U203-403, U405, U206-406, U501,
U601-801, U504, U604-804, U505, U605-805
RW43
U207-407, U209-409, U210-410, U507,
U607-807, U508, U608-808



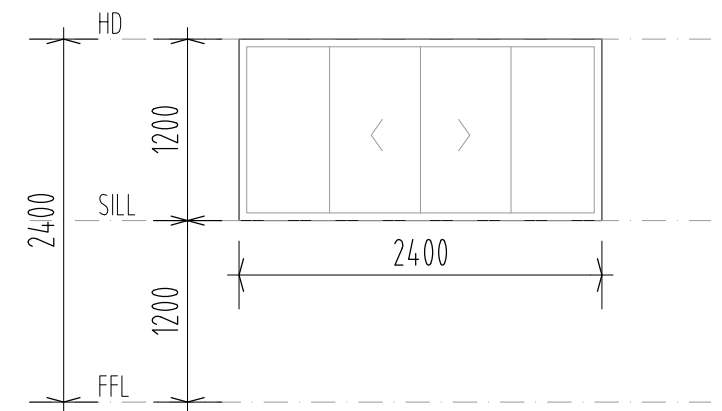
W2
1200H X 900W
ALUM. SLIDING WIN OX
/SCN

RW32
U103, U508
RW35
U502, U602-802
RW43
U208-408



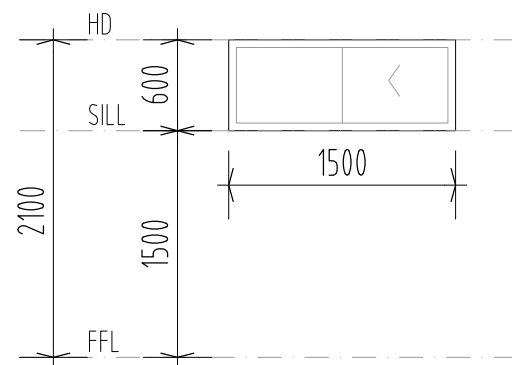
W3
900H X 900W
ALUM. SLIDING WIN OX
OBS/CS

RW35
U103, U201-401



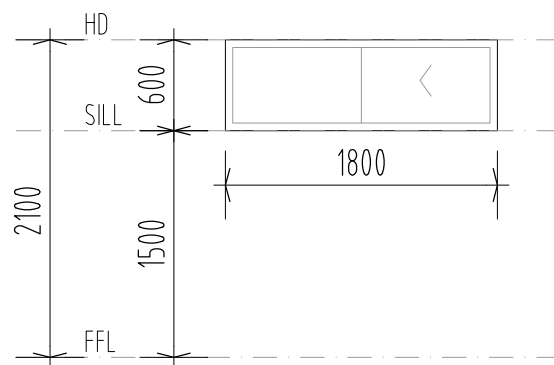
W4
1200H X 2400W
ALUM. SLIDING WIN OXXO

RW35
U202-402, U203-403, U204-404,
U205-305, U206-406, U211-411
RW38
U405, U504, U604-804, U505, U605-805
RW43
U207-407, U208-408, U209-409, U606-806,
U607-807, U608-808



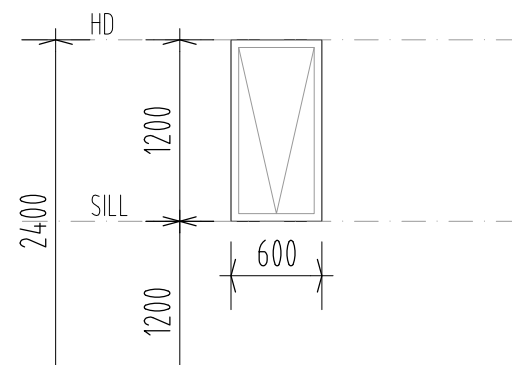
W5
600H X 1500W
ALUM. SLIDING HIGH WIN OX

RW43
U207-407



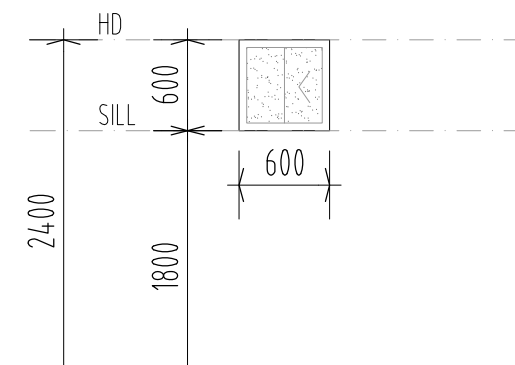
W6
600H X 1800W
ALUM. SLIDING HIGH WIN OX
/SCN

RW35
U502, U602-802, U503, U603-803
RW43
U606-806



W7
1200H X 600W
ALUM. HOPPER WIN

RW35
U211-411



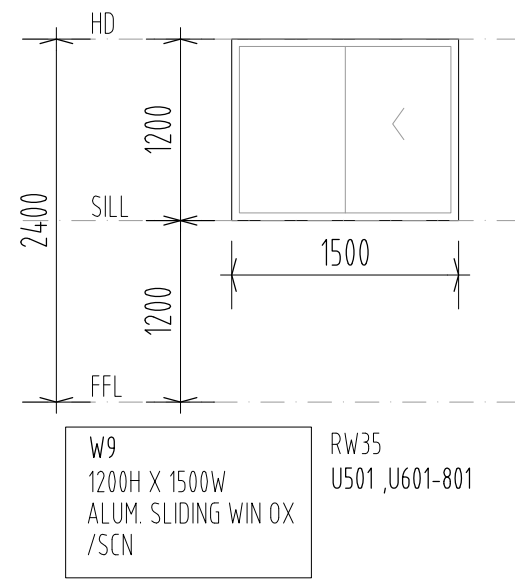
W8
600H X 600W
ALUM. SLIDING WIN OX
OBS

RW35
U501, U601-801, U503,
U603-803, U506, U606-806

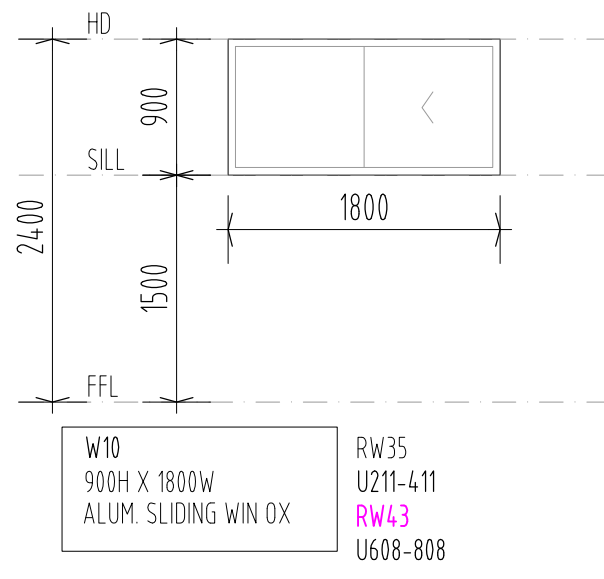
NOTES:
REFER TO WINDOW AND DOOR SCHEDULE AND
ACOUSTIC REPORT

COPYRIGHT	GENERAL NOTES	NORTH POINT	DATED	EVENT	ISSUE	PROJECT	LOCATION AT	DRAWING TITLE
THESE DRAWINGS & DESIGNS ARE COPYRIGHT & MUST NOT BE REPRODUCED IN WHOLE OR IN PART WITHOUT THE PERMISSION OF ANGELO NICOLOSI ARCHITECTS. INFRINGEMENTS OF COPYRIGHT WILL RESULT IN LEGAL ACTION BEING TAKEN	<ul style="list-style-type: none"> ALL MATERIALS & WORKMANSHIP IN ACCORDANCE WITH RELEVANT CURRENT AUSTRALIAN STANDARDS, THE BUILDING CODE OF AUSTRALIA & STATUTORY REGULATIONS DO NOT SCALE FROM DRAWINGS. VERIFY DIMENSIONS & DETAILS ON SITE BEFORE COMMENCING ANY WORK WHERE DISCREPANCIES EXIST BETWEEN FIGURED & SCALED DIMENSIONS, FIGURED DIMENSIONS PREVAIL REFER ANY DISCREPANCIES TO THE ARCHITECTS BEFORE COMMENCING WORK OR PREPARING SHOP DRAWINGS 		5-08-22 13-06-22 31-3-22	FOR STRUCTURAL FOR INFORMATION BA	C B A	MULTIPLE DWELLING	624 MAIN STREET KANGAROO POINT	WIN DETAILS 1
							FOR	SCALE: A3 - 1:50 0 0.25 0.5 1m DRAWN BY / EMAIL: PRIMO NICOLOSI PRIMO@ANAA.COM.AU PROJECT No: 2210 PAGE No: BA - 25

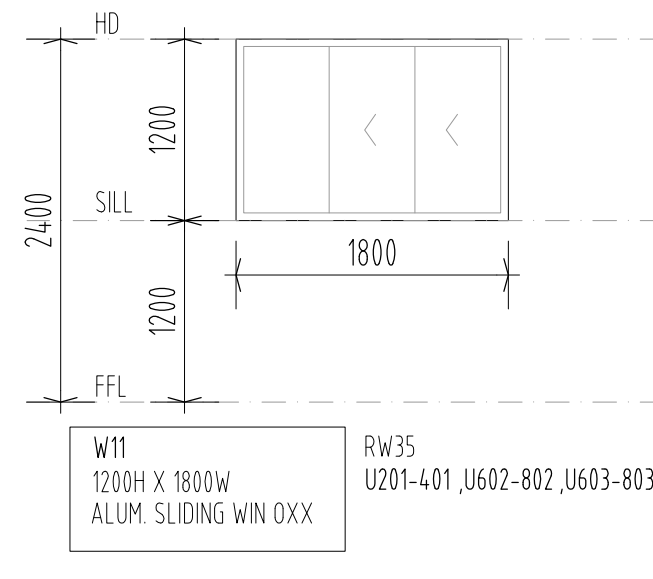




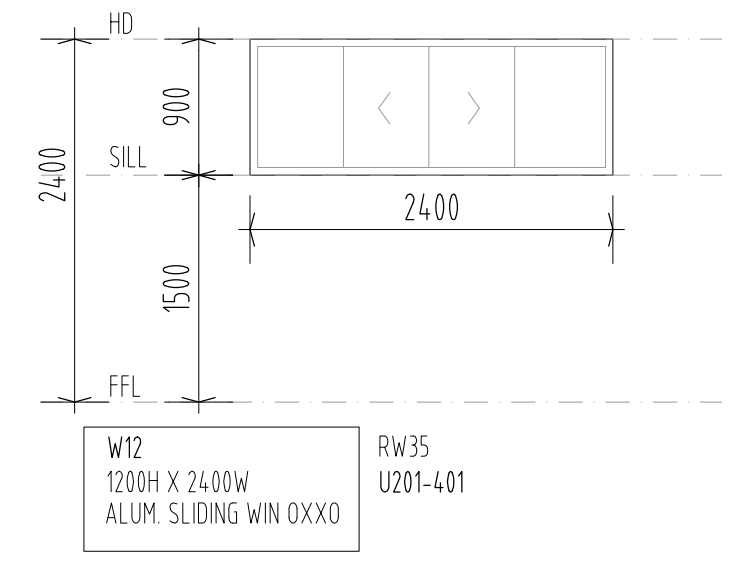
W9
1200H X 1500W
ALUM. SLIDING WIN OX
/SCN
RW35
U501, U601-801



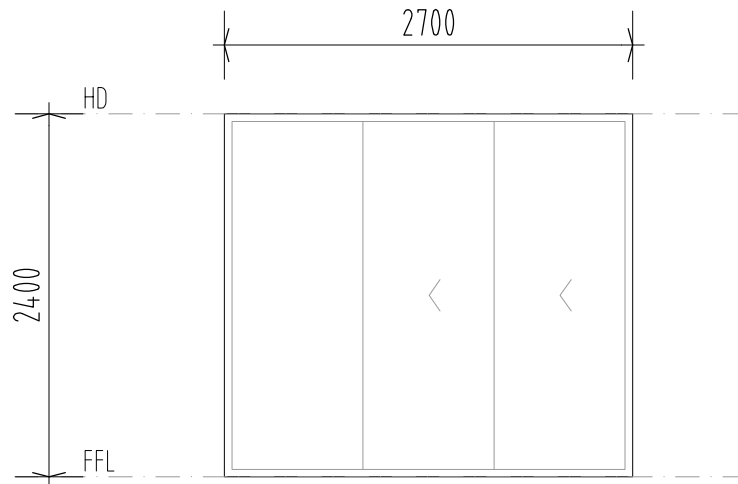
W10
900H X 1800W
ALUM. SLIDING WIN OX
RW35
U211-411
RW43
U608-808



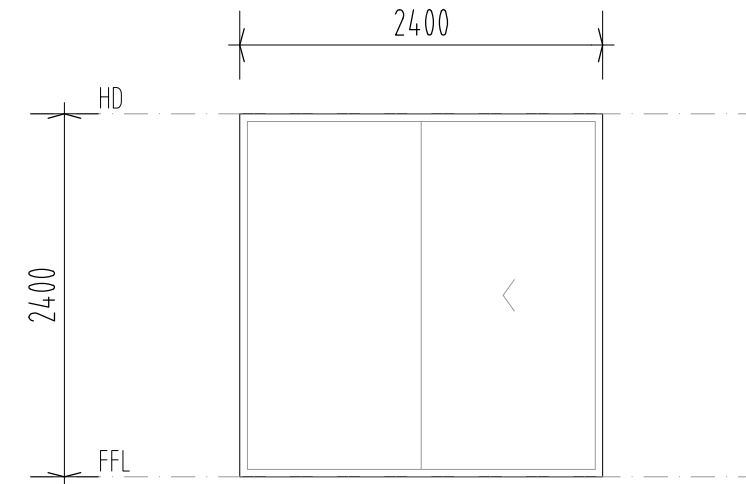
W11
1200H X 1800W
ALUM. SLIDING WIN OXX
RW35
U201-401, U602-802, U603-803



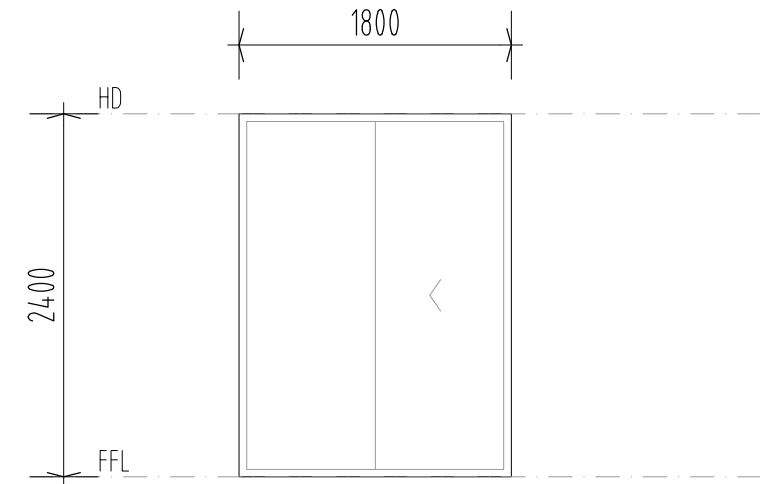
W12
1200H X 2400W
ALUM. SLIDING WIN OXXO
RW35
U201-401



SD1
2400H X 2700W
ALUM. SLIDING DOOR OXX
RW35
U101, U102, U103, U201-401, U202-402, U203-403,
U204-404, U205-305, U211-411, U501, U601-801,
U502, U602-802, U503, U603-803
RW38
U405, U206-406, U504, U604-804, U505, U605-805
RW43
U207-407, U208-408, U209-409, U210-410, U506,
U606-806, U507, U607-807, U508, U608-808



SD2
2400H X 2400W
ALUM. SLIDING DOOR OX
RW35
U101, U102, U103, U201-401, U211-411
U502
RW38
U602-802

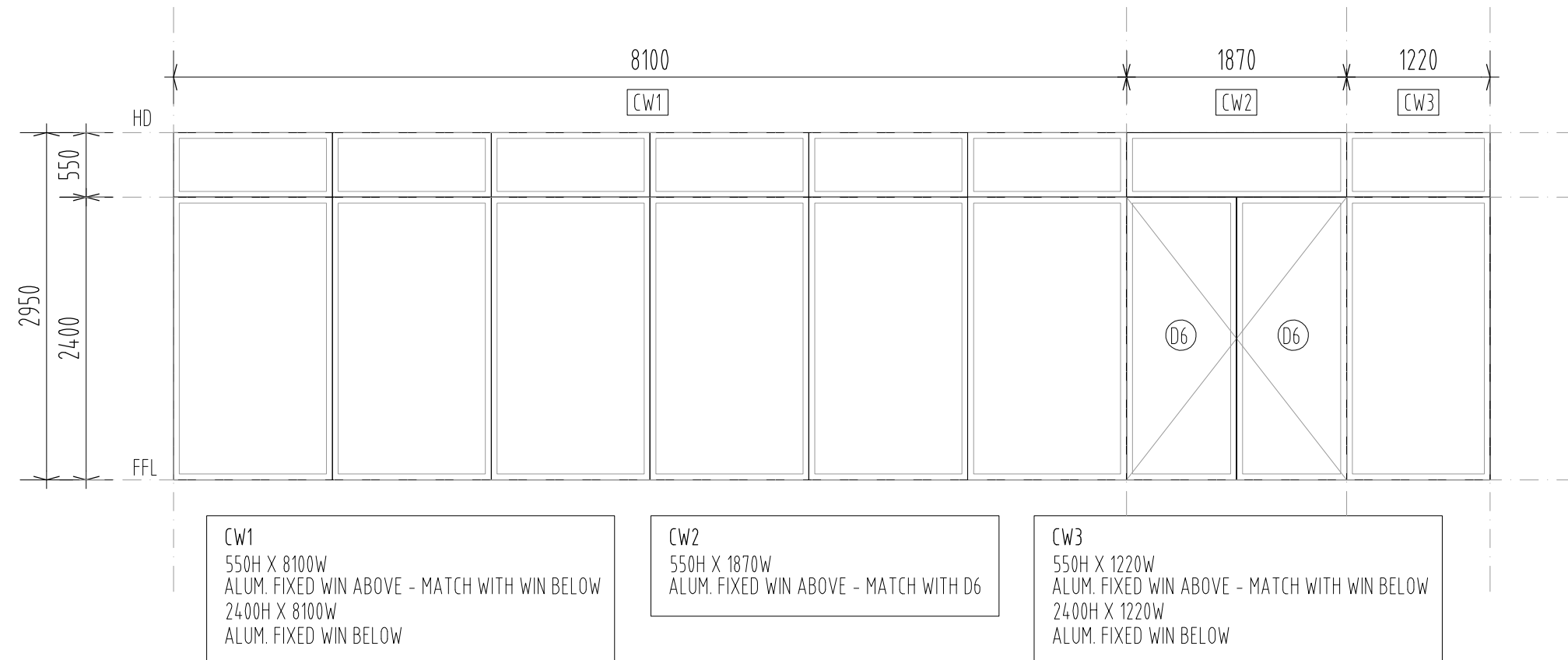


SD3
2400H X 2400W
ALUM. SLIDING DOOR OX
RW35
U102, U103

NOTES:
REFER TO WINDOW AND DOOR SCHEDULE AND
ACOUSTIC REPORT

COPYRIGHT	GENERAL NOTES	NORTH POINT	DATED	EVENT	ISSUE	PROJECT	LOCATION AT	DRAWING TITLE
THESE DRAWINGS & DESIGNS ARE COPYRIGHT & MUST NOT BE REPRODUCED IN WHOLE OR IN PART WITHOUT THE PERMISSION OF ANGELO NICOLOSI ARCHITECTS. INFRINGEMENTS OF COPYRIGHT WILL RESULT IN LEGAL ACTION BEING TAKEN	<ul style="list-style-type: none"> ALL MATERIALS & WORKMANSHIP IN ACCORDANCE WITH RELEVANT CURRENT AUSTRALIAN STANDARDS, THE BUILDING CODE OF AUSTRALIA & STATUTORY REGULATIONS DO NOT SCALE FROM DRAWINGS VERIFY DIMENSIONS & DETAILS ON SITE BEFORE COMMENCING ANY WORK WHERE DISCREPANCIES EXIST BETWEEN FIGURED & SCALED DIMENSIONS, FIGURED DIMENSIONS PREVAIL REFER ANY DISCREPANCIES TO THE ARCHITECTS BEFORE COMMENCING WORK OR PREPARING SHOP DRAWINGS 		5-08-22 13-06-22 31-3-22	FOR STRUCTURAL FOR INFORMATION BA	C B A	MULTIPLE DWELLING	624 MAIN STREET KANGAROO POINT	WIN DETAILS 2
							FOR	SCALE 0 0.25 0.5 1m A3 - 1 : 50
								DRAWN BY / EMAIL PRIMO NICOLOSI PRIMO@ANAA.COM.AU
								PROJECT No. 2210
								PAGE No. BA - 26





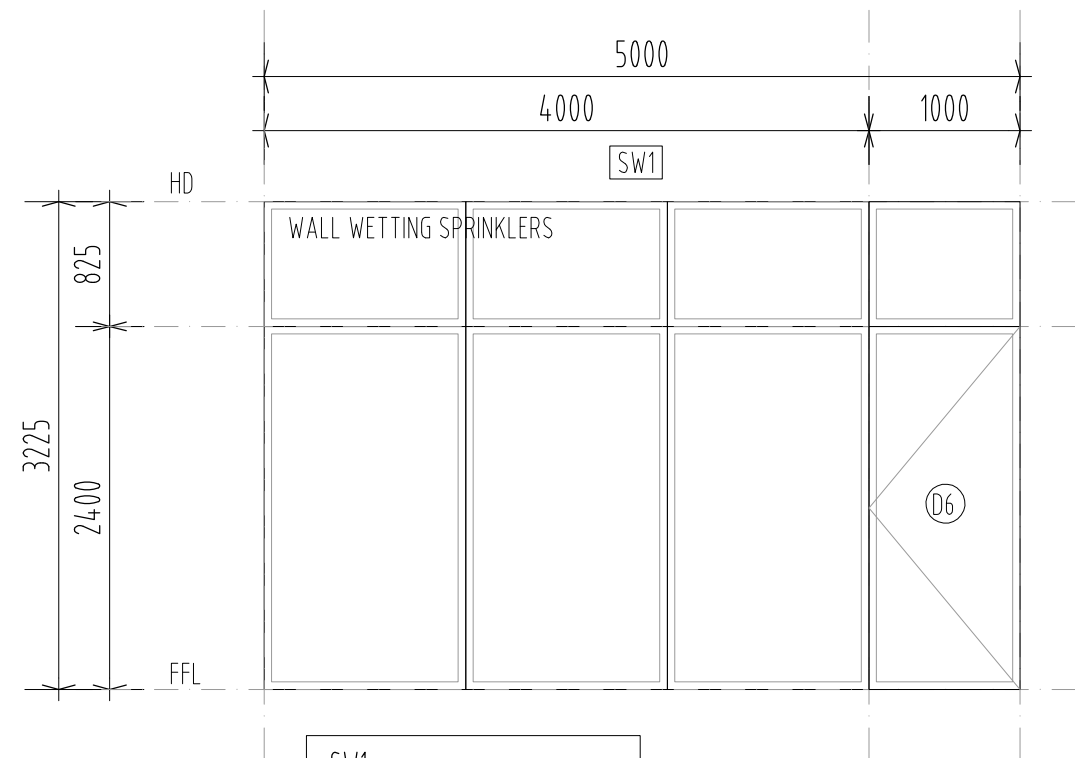
CW1
 550H X 8100W
 ALUM. FIXED WIN ABOVE - MATCH WITH WIN BELOW
 2400H X 8100W
 ALUM. FIXED WIN BELOW

CW2
 550H X 1870W
 ALUM. FIXED WIN ABOVE - MATCH WITH D6

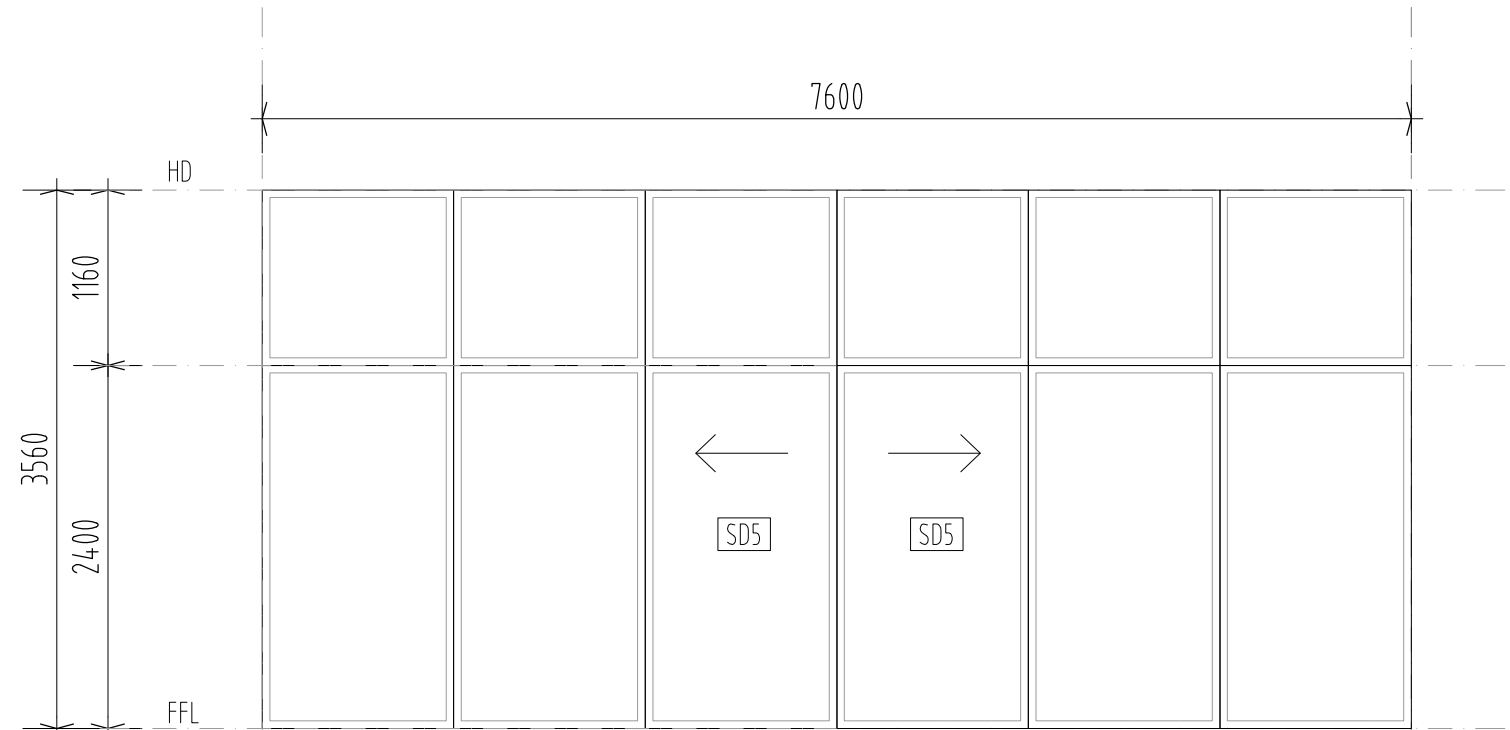
CW3
 550H X 1220W
 ALUM. FIXED WIN ABOVE - MATCH WITH WIN BELOW
 2400H X 1220W
 ALUM. FIXED WIN BELOW

NOTES:
 REFER TO WINDOW AND DOOR SCHEDULE AND
 ACOUSTIC REPORT

COPYRIGHT	GENERAL NOTES	NORTH POINT	DATED	EVENT	ISSUE	PROJECT	LOCATION AT	DRAWING TITLE
THESE DRAWINGS & DESIGNS ARE COPYRIGHT & MUST NOT BE REPRODUCED IN WHOLE OR IN PART WITHOUT THE PERMISSION OF ANGELO NICOLOSI ARCHITECTS. INFRINGEMENTS OF COPYRIGHT WILL RESULT IN LEGAL ACTION BEING TAKEN	<ul style="list-style-type: none"> ALL MATERIALS & WORKMANSHIP IN ACCORDANCE WITH RELEVANT CURRENT AUSTRALIAN STANDARDS, THE BUILDING CODE OF AUSTRALIA & STATUTORY REGULATIONS DO NOT SCALE FROM DRAWINGS. VERIFY DIMENSIONS & DETAILS ON SITE BEFORE COMMENCING ANY WORK WHERE DISCREPANCIES EXIST BETWEEN FIGURED & SCALED DIMENSIONS, FIGURED DIMENSIONS PREVAIL REFER ANY DISCREPANCIES TO THE ARCHITECTS BEFORE COMMENCING WORK OR PREPARING SHOP DRAWINGS 		5-08-22 13-06-22 31-3-22	FOR STRUCTURAL FOR INFORMATION BA	C B A	MULTIPLE DWELLING	624 MAIN STREET KANGAROO POINT	MPR WIN DETAILS
							FOR	SCALE 0 0.25 0.5 1m A3 - 1 : 50 DRAWN BY / EMAIL PRIMO NICOLOSI PRIMO@ANAA.COM.AU PROJECT No. 2210 PAGE No. BA - 27



SW1
 825H X 5000W
 ALUM. FIXED WIN ABOVE WITH
 WALL WETTING SPRINKLERS
 MATCH WITH D6 BELOW
 2400H X 4000W
 ALUM. FIXED WIN BELOW



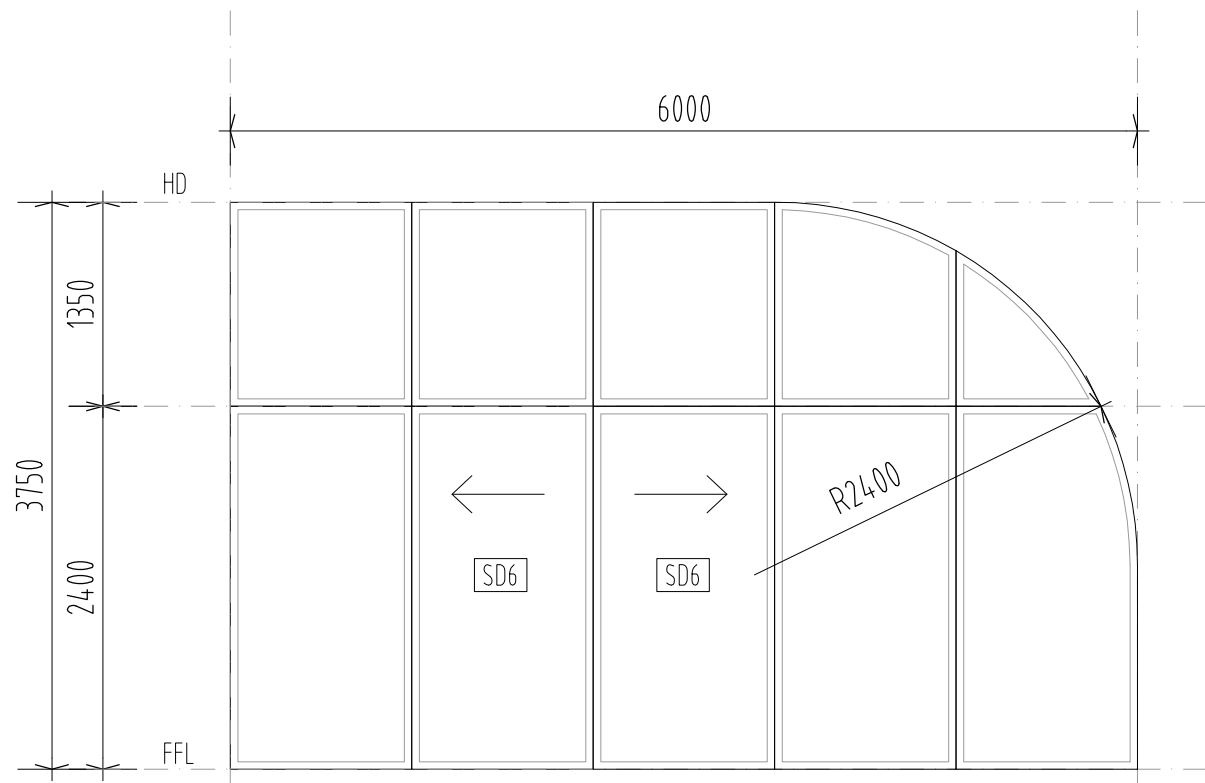
SW2
 1160H X 7600W
 ALUM. FIXED WIN ABOVE WITH
 MATCH WITH SD5 BELOW

SD5
 2400H X 7600W
 ALUM. SLIDING DOORS 00XX00

NOTES:
 REFER TO WINDOW AND DOOR SCHEDULE AND
 ACOUSTIC REPORT

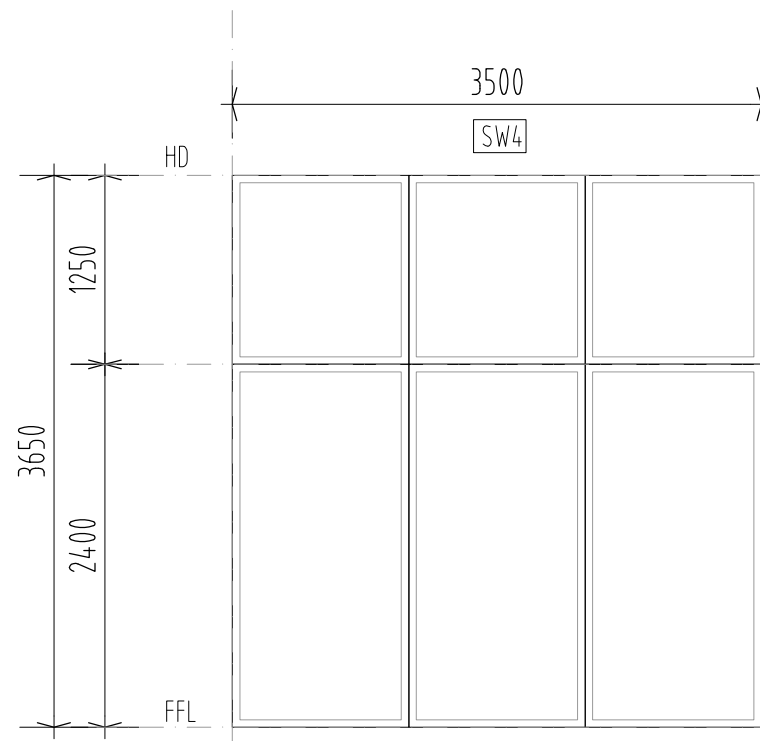
COPYRIGHT	GENERAL NOTES	NORTH POINT	DATED	EVENT	ISSUE	PROJECT	LOCATION AT	DRAWING TITLE
THESE DRAWINGS & DESIGNS ARE COPYRIGHT & MUST NOT BE REPRODUCED IN WHOLE OR IN PART WITHOUT THE PERMISSION OF ANGELO NICOLOSI ARCHITECTS. INFRINGEMENTS OF COPYRIGHT WILL RESULT IN LEGAL ACTION BEING TAKEN	<ul style="list-style-type: none"> ALL MATERIALS & WORKMANSHIP IN ACCORDANCE WITH RELEVANT CURRENT AUSTRALIAN STANDARDS, THE BUILDING CODE OF AUSTRALIA & STATUTORY REGULATIONS DO NOT SCALE FROM DRAWINGS. VERIFY DIMENSIONS & DETAILS ON SITE BEFORE COMMENCING ANY WORK WHERE DISCREPANCIES EXIST BETWEEN FIGURED & SCALED DIMENSIONS, FIGURED DIMENSIONS PREVAIL REFER ANY DISCREPANCIES TO THE ARCHITECTS BEFORE COMMENCING WORK OR PREPARING SHOP DRAWINGS 		5-08-22 13-06-22 31-3-22	FOR STRUCTURAL FOR INFORMATION BA	C B A	MULTIPLE DWELLING	624 MAIN STREET KANGAROO POINT	RETAIL WIN DETAILS 1 SCALE: A3 - 1:50 0 0.25 0.5 1m DRAWN BY / EMAIL: PRIMO NICOLOSI, PRIMO@ANAA.COM.AU PROJECT No: 2210 PAGE No: BA - 28



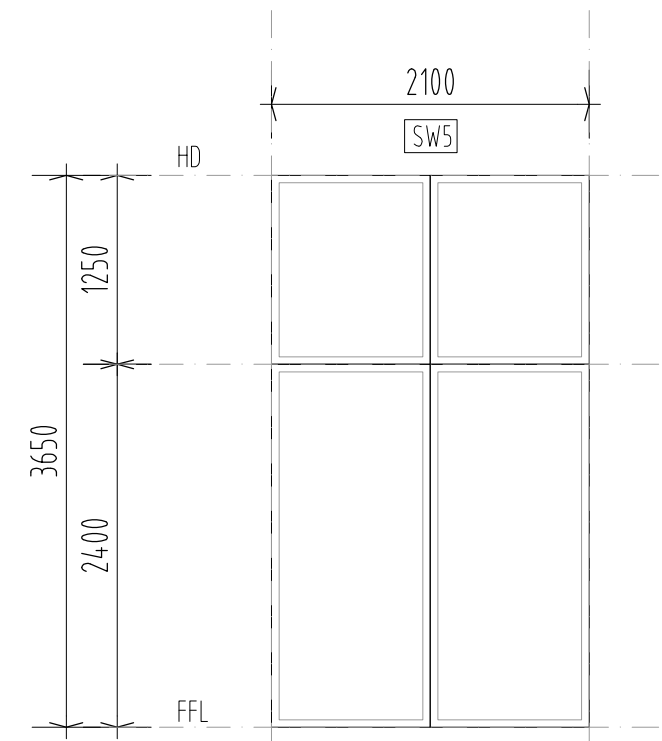


SW3
1350H X 6000W
ALUM. FIXED WIN ABOVE WITH
MATCH WITH SD6 BELOW

SD6
2400H X 6000W
ALUM. SLIDING DOORS OXX00



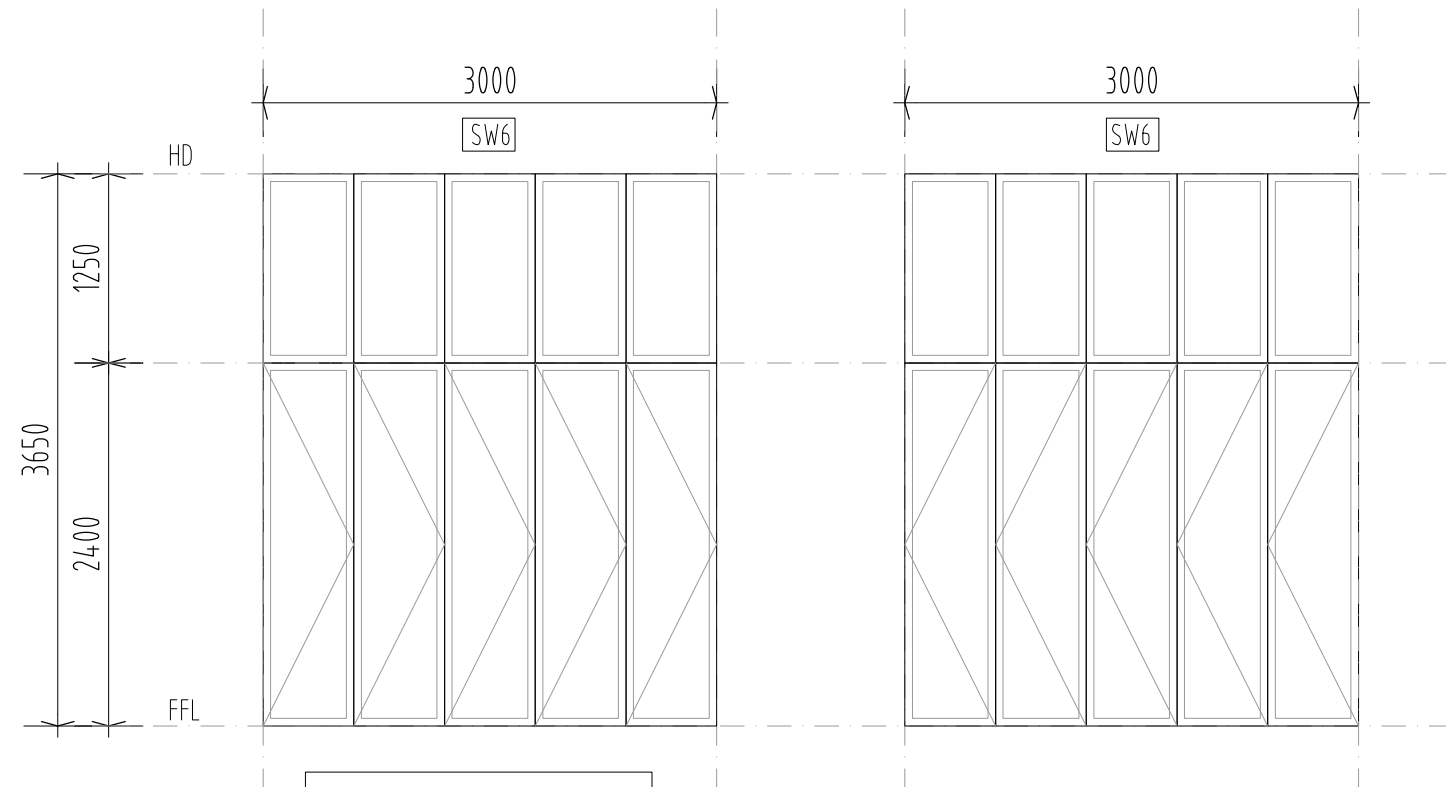
SW4
1250H X 3500W
ALUM. FIXED WIN ABOVE
MATCH WITH FIXED WIN BELOW
2400H X 3500W
ALUM. FIXED WIN BELOW



SW5
1250H X 2100W
ALUM. FIXED WIN ABOVE
MATCH WITH FIXED WIN BELOW
2400H X 2100W
ALUM. FIXED WIN BELOW

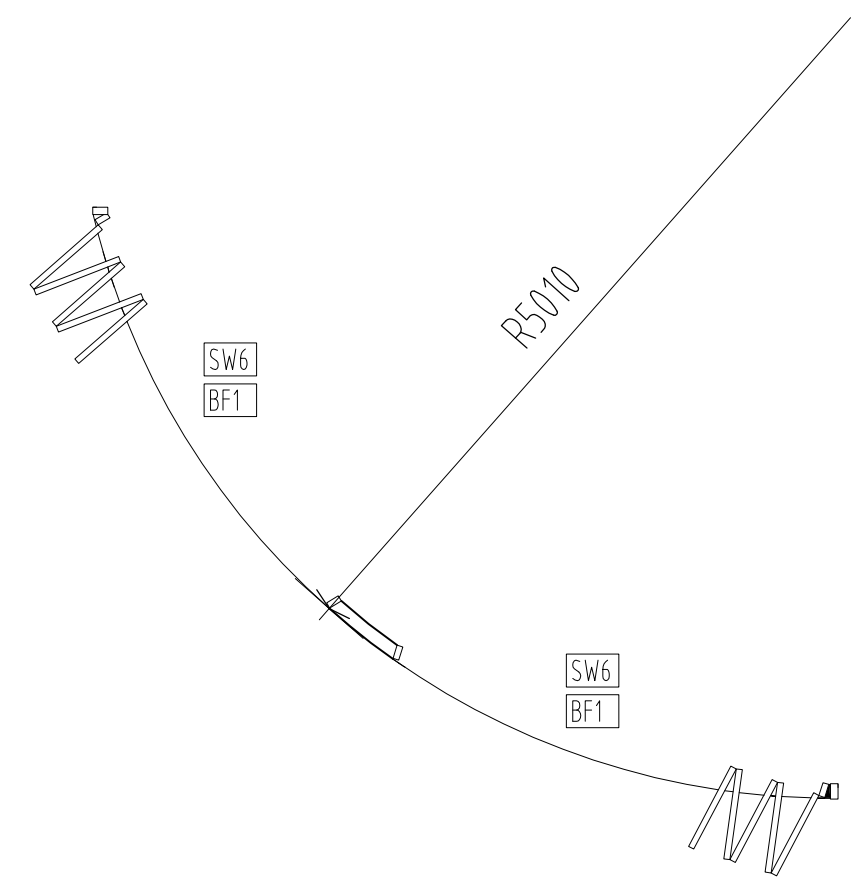
NOTES:
REFER TO WINDOW AND DOOR SCHEDULE AND
ACOUSTIC REPORT

COPYRIGHT	GENERAL NOTES	NORTH POINT	DATED	EVENT	ISSUE	PROJECT	LOCATION AT	DRAWING TITLE
THESE DRAWINGS & DESIGNS ARE COPYRIGHT & MUST NOT BE REPRODUCED IN WHOLE OR IN PART WITHOUT THE PERMISSION OF ANGELO NICOLOSI ARCHITECTS. INFRINGEMENTS OF COPYRIGHT WILL RESULT IN LEGAL ACTION BEING TAKEN	<ul style="list-style-type: none"> ALL MATERIALS & WORKMANSHIP IN ACCORDANCE WITH RELEVANT CURRENT AUSTRALIAN STANDARDS, THE BUILDING CODE OF AUSTRALIA & STATUTORY REGULATIONS DO NOT SCALE FROM DRAWINGS. VERIFY DIMENSIONS & DETAILS ON SITE BEFORE COMMENCING ANY WORK WHERE DISCREPANCIES EXIST BETWEEN FIGURED & SCALED DIMENSIONS, FIGURED DIMENSIONS PREVAIL REFER ANY DISCREPANCIES TO THE ARCHITECTS BEFORE COMMENCING WORK OR PREPARING SHOP DRAWINGS 		5-08-22 13-06-22 31-3-22	FOR STRUCTURAL FOR INFORMATION BA	C B A	MULTIPLE DWELLING	624 MAIN STREET KANGAROO POINT	RETAIL WIN DETAILS 2 SCALE: A3 - 1:50 0 0.25 0.5 1m DRAWN BY / EMAIL: PRIMO NICOLOSI PRIMO@ANAA.COM.AU PROJECT No: 2210 PAGE No: BA - 29



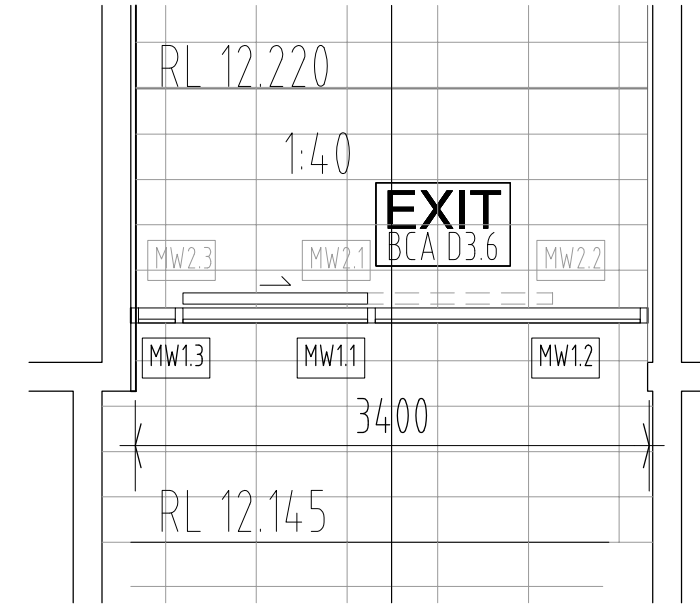
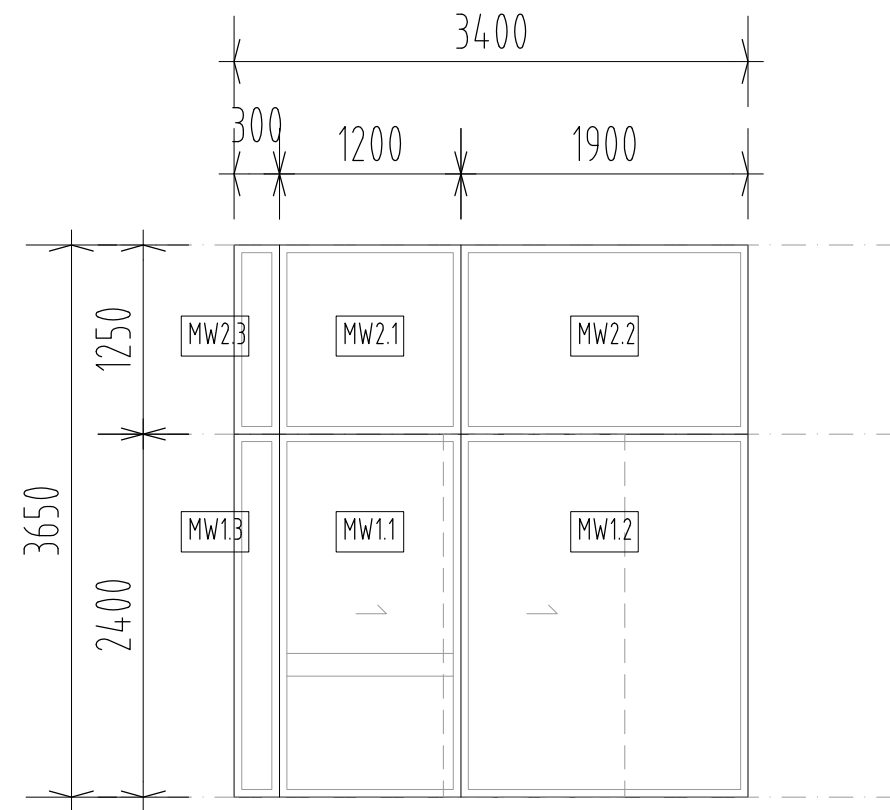
SW6
1250H X 3000W
ALUM. FIXED WIN ABOVE
MATCH WITH BF DOORS BELOW
LEFT AND RIGHT

BF1
2400H X 3000W
ALUM. BI-FOLD DOORS ON
5m RADIUS CURVE TRACKS
LEFT AND RIGHT



NOTES:
REFER TO WINDOW AND DOOR SCHEDULE AND
ACOUSTIC REPORT

COPYRIGHT	GENERAL NOTES	NORTH POINT	DATED	EVENT	ISSUE	PROJECT	LOCATION AT	DRAWING TITLE
THESE DRAWINGS & DESIGNS ARE COPYRIGHT & MUST NOT BE REPRODUCED IN WHOLE OR IN PART WITHOUT THE PERMISSION OF ANGELO NICOLOSI ARCHITECTS. INFRINGEMENTS OF COPYRIGHT WILL RESULT IN LEGAL ACTION BEING TAKEN	<ul style="list-style-type: none"> ALL MATERIALS & WORKMANSHIP IN ACCORDANCE WITH RELEVANT CURRENT AUSTRALIAN STANDARDS, THE BUILDING CODE OF AUSTRALIA & STATUTORY REGULATIONS DO NOT SCALE FROM DRAWINGS. VERIFY DIMENSIONS & DETAILS ON SITE BEFORE COMMENCING ANY WORK WHERE DISCREPANCIES EXIST BETWEEN FIGURED & SCALED DIMENSIONS, FIGURED DIMENSIONS PREVAIL REFER ANY DISCREPANCIES TO THE ARCHITECTS BEFORE COMMENCING WORK OR PREPARING SHOP DRAWINGS 		5-08-22 13-06-22 31-3-22	FOR STRUCTURAL FOR INFORMATION BA	C B A	MULTIPLE DWELLING	624 MAIN STREET KANGAROO POINT	RETAIL WIN DETAILS 3 SCALE: A3 - 1:50 0 0.25 0.5 1m DRAWN BY / EMAIL: PRIMO NICOLOSI PRIMO@ANAA.COM.AU PROJECT No: 2210 PAGE No: BA - 30



MAIN ENTRANCE GLAZING
MW1
 2400H X 3400W
 MAIN ENTRANCE GLAZING
 1. 2400H X 1200W
 AUTO. ALUM. SLIDING DOOR
 2. 2400H X 300W
 ALUM. SIDE WIN
 3. 2400H X 1900W
 ALUM. SIDE WIN

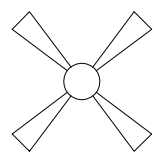


















MAIN ENTRANCE GLAZING
MW2
 1250H X 3400W
 MAIN ENTRANCE GLAZING
 1. 2400H X 1200W
 ALUM FIXED WIN ABOVE
 MATCH WITH BELOW
 2. 2400H X 300W
 ALUM. SIDE WIN ABOVE
 MATCH WITH BELOW
 3. 2400H X 1900W
 ALUM. SIDE WIN ABOVE
 MATCH WITH BELOW

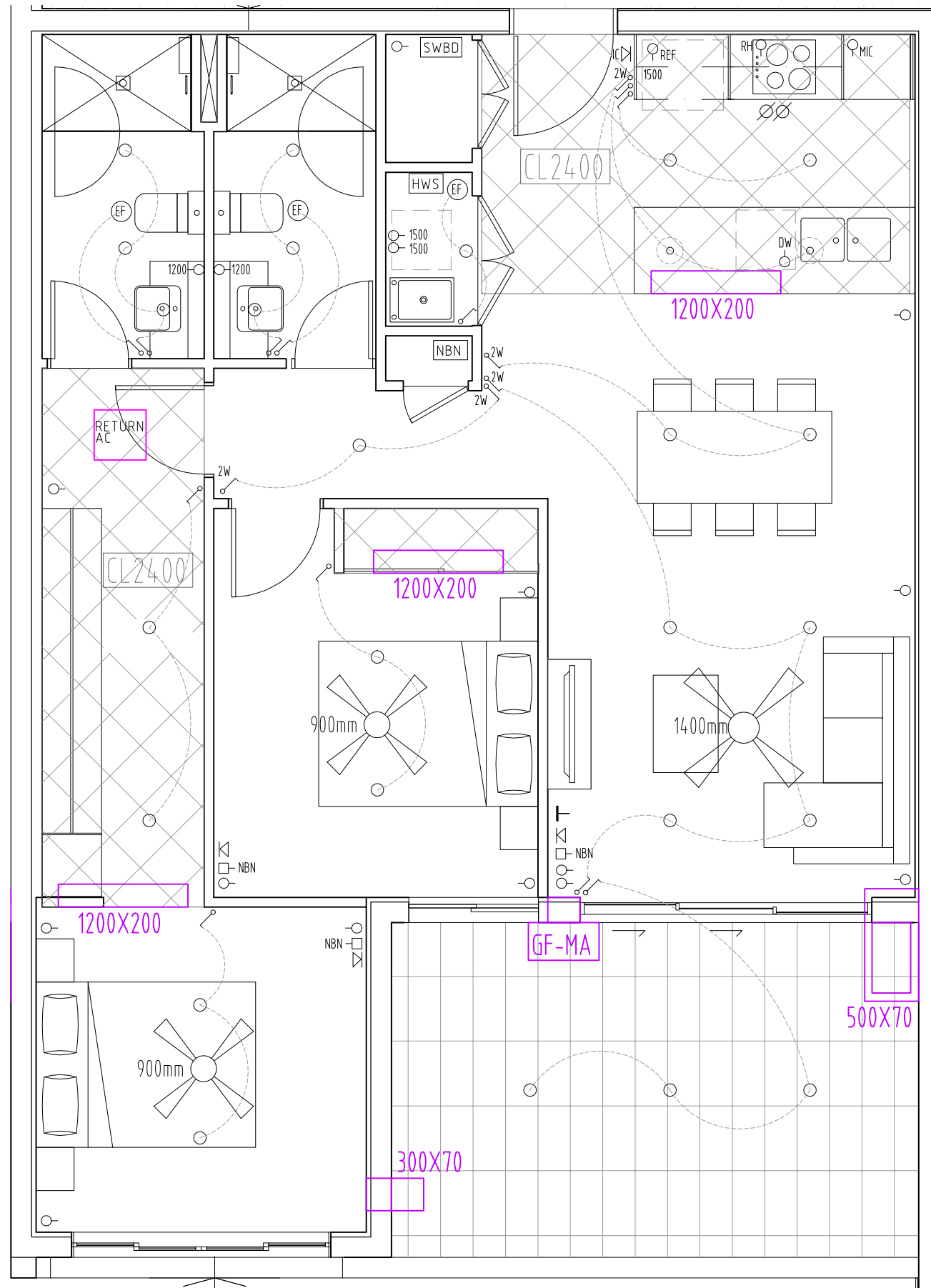
NOTES:
 REFER TO WINDOW AND DOOR SCHEDULE AND
 ACOUSTIC REPORT

COPYRIGHT	GENERAL NOTES	NORTH POINT	DATED	EVENT	ISSUE	PROJECT	LOCATION AT	DRAWING TITLE
THESE DRAWINGS & DESIGNS ARE COPYRIGHT & MUST NOT BE REPRODUCED IN WHOLE OR IN PART WITHOUT THE PERMISSION OF ANGELO NICOLOSI ARCHITECTS. INFRINGEMENTS OF COPYRIGHT WILL RESULT IN LEGAL ACTION BEING TAKEN	<ul style="list-style-type: none"> ALL MATERIALS & WORKMANSHIP IN ACCORDANCE WITH RELEVANT CURRENT AUSTRALIAN STANDARDS, THE BUILDING CODE OF AUSTRALIA & STATUTORY REGULATIONS DO NOT SCALE FROM DRAWINGS. VERIFY DIMENSIONS & DETAILS ON SITE BEFORE COMMENCING ANY WORK WHERE DISCREPANCIES EXIST BETWEEN FIGURED & SCALED DIMENSIONS, FIGURED DIMENSIONS PREVAIL REFER ANY DISCREPANCIES TO THE ARCHITECTS BEFORE COMMENCING WORK OR PREPARING SHOP DRAWINGS 		5-08-22 13-06-22 31-3-22	FOR STRUCTURAL FOR INFORMATION BA	C B A	MULTIPLE DWELLING	624 MAIN STREET KANGAROO POINT FOR PETER YANG PTY LTD	MAIN ENTRANCE WINDOW AND DOOR SCALE: A3 - 1:50 0 0.25 0.5 1m DRAWN BY / EMAIL: PRIMO NICOLOSI PRIMO@ANAA.COM.AU PROJECT No: 2210 PAGE No: BA - 31




ELECTRICAL LEGEND

- SURFACE MOUNTED LIGHT FITTING
- SELECTED PENDANT LIGHT FITTING
-  FAN FITTING
900mm
1400mm
-  STANDARD LIGHT SWITCH
-  2/3 WAYS SWITCH
- DOUBLE GPO - 300 AFL Generally
- 1200 AFL Kitchen & Vanity
- 1500 AFL refrig. & Laundry
-  GPO FOR DISHWASHER
-  GPO FOR RANGE HOOD
-  GPO FOR MICROWAVE
-  GPO FOR REFRIDGERATOR
-  GPO FOR OUTDOOR WEATHER PROOF
-  DIRECT WIRED APPLIANCE
-  MECH EXHAUST FAN
-  NBN NETWORK CABLE WALL SOCKET
-  TELEPHONE WALL SOCKET
-  INTERCOM POINT
-  TELEVISION WALL SOCKET
-  AIR-CONDITIONING REFER TO MECH DWG
-  AIR-CONDITIONING RETURN AIR VENT
-  HWS HOT WATER SYSTEM
-  NBN NBN DISTRUBUTION UNIT
-  SWBD UNIT SWITCHBOARD

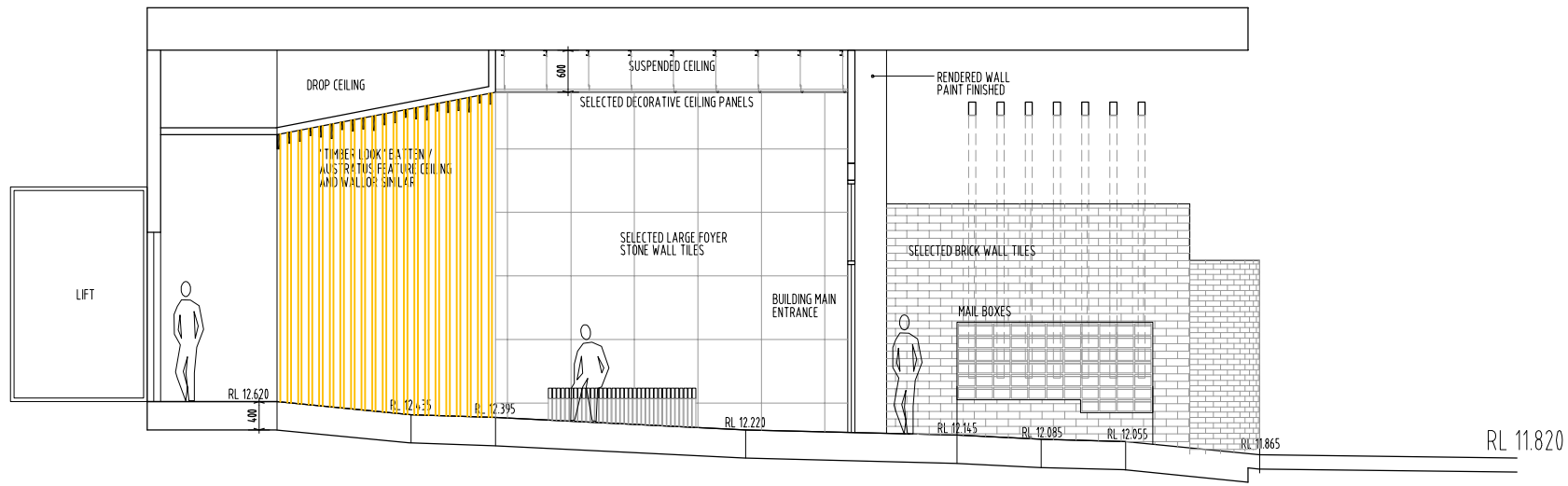


LEVEL 2 - 4
U205 - U405

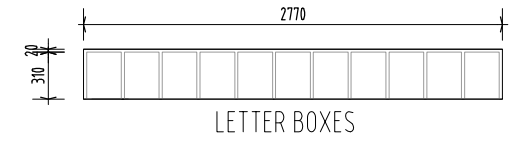
A3 - 1:50

COPYRIGHT	GENERAL NOTES	NORTH POINT	DATED	EVENT	ISSUE	PROJECT	LOCATION AT	DRAWING TITLE
THESE DRAWINGS & DESIGNS ARE COPYRIGHT & MUST NOT BE REPRODUCED IN WHOLE OR IN PART WITHOUT THE PERMISSION OF ANGELO NICOLOSI ARCHITECTS. INFRINGEMENTS OF COPYRIGHT WILL RESULT IN LEGAL ACTION BEING TAKEN	<ul style="list-style-type: none"> ■ ALL MATERIALS & WORKMANSHIP IN ACCORDANCE WITH RELEVANT CURRENT AUSTRALIAN STANDARDS, THE BUILDING CODE OF AUSTRALIA & STATUTORY REGULATIONS ■ DO NOT SCALE FROM DRAWINGS. VERIFY DIMENSIONS & DETAILS ON SITE BEFORE COMMENCING ANY WORK ■ WHERE DISCREPANCIES EXIST BETWEEN FIGURED & SCALED DIMENSIONS, FIGURED DIMENSIONS PREVAIL ■ REFER ANY DISCREPANCIES TO THE ARCHITECTS BEFORE COMMENCING WORK OR PREPARING SHOP DRAWINGS 		5-08-22 13-06-22 31-3-22	FOR STRUCTURAL FOR INFORMATION BA	C B A	MULTIPLE DWELLING	624 MAIN STREET KANGAROO POINT FOR PETER YANG PTY LTD	LEVEL 2 - 4 TYPICAL UNIT ELECTRICAL SCALE A3 - 1 : 50 0 0.25 0.5 1m DRAWN BY / EMAIL PRIMO@ANAA.COM.AU PROJECT No. 2210 PAGE No. BA - 40

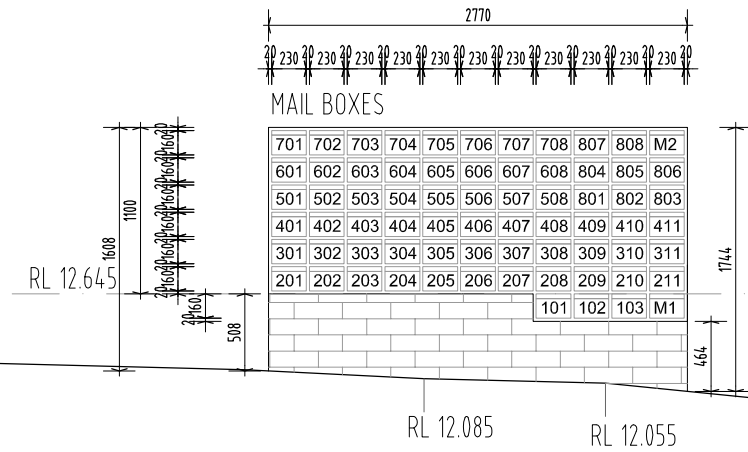




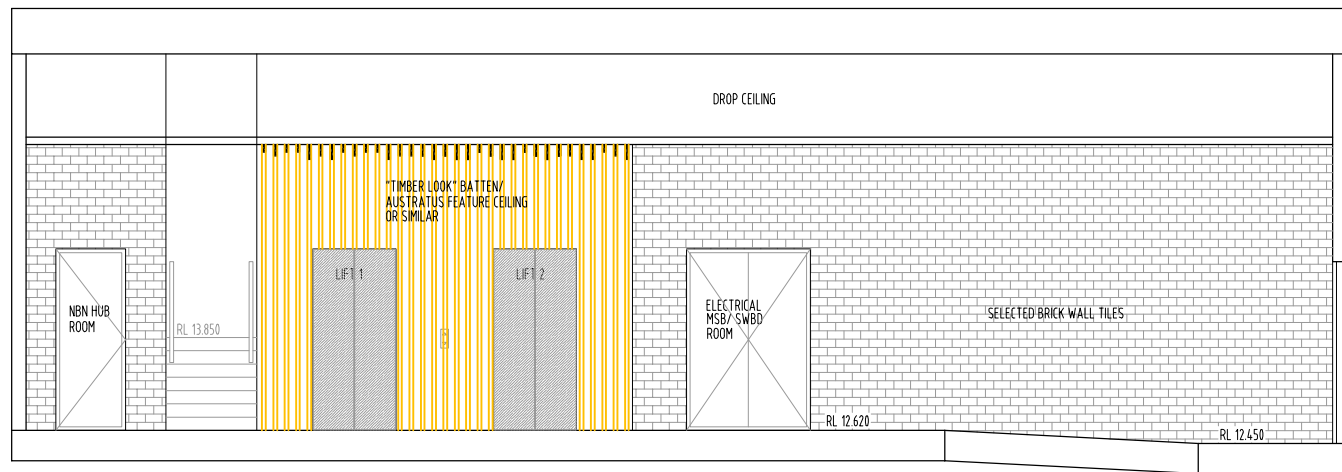
LEVEL 1 GROUND LEVEL
ENTRANCE FOYER A3 - 1:100



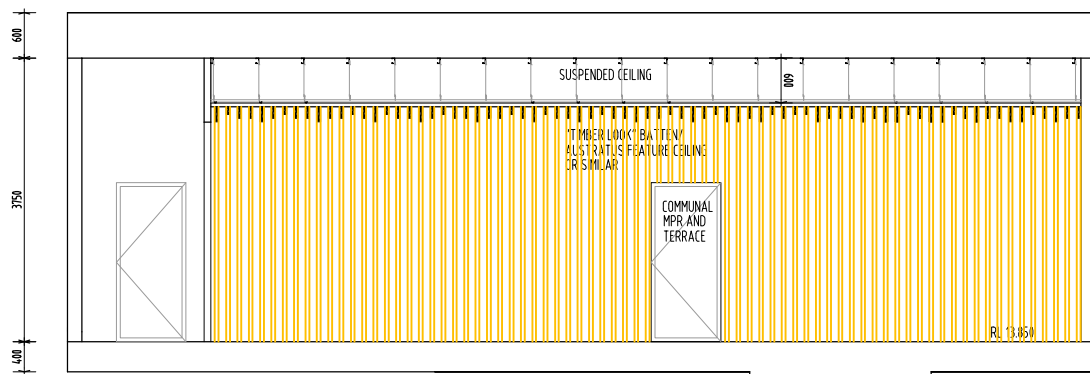
LETTERBOXES
LETTERBOX DETAILS PLAN A3 - 1:50
ENTRANCE



MAIL BOXES
LETTERBOX DETAILS ELEVATION A3 - 1:50
ENTRANCE



LEVEL 1 GROUND LEVEL
LIFT LOBBY A3 - 1:100



LEVEL 1 GROUND LEVEL
COMMON AREA LOBBY A3 - 1:100



"TIMBER LOOK" BATTEN -
AUSTRATUS FEATURE CEILING/ WALL OR SIMILAR

FACE BRICK TILES

LARGE STONE TILES

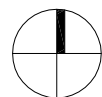
COPYRIGHT

THESE DRAWINGS & DESIGNS ARE COPYRIGHT & MUST NOT BE REPRODUCED IN WHOLE OR IN PART WITHOUT THE PERMISSION OF ANGELO NICOLOSI ARCHITECTS. INFRINGEMENTS OF COPYRIGHT WILL RESULT IN LEGAL ACTION BEING TAKEN

GENERAL NOTES

- ALL MATERIALS & WORKMANSHIP IN ACCORDANCE WITH RELEVANT CURRENT AUSTRALIAN STANDARDS, THE BUILDING CODE OF AUSTRALIA & STATUTORY REGULATIONS
- DO NOT SCALE FROM DRAWINGS. VERIFY DIMENSIONS & DETAILS ON SITE BEFORE COMMENCING ANY WORK
- WHERE DISCREPANCIES EXIST BETWEEN FIGURED & SCALED DIMENSIONS, FIGURED DIMENSIONS PREVAIL
- REFER ANY DISCREPANCIES TO THE ARCHITECTS BEFORE COMMENCING WORK OR PREPARING SHOP DRAWINGS

NORTH POINT



DATED

5-08-22
13-06-22
31-3-22

EVENT

FOR STRUCTURAL
FOR INFORMATION
BA

ISSUE

C
B
A

PROJECT

MULTIPLE DWELLING

LOCATION AT

624 MAIN STREET
KANGAROO POINT

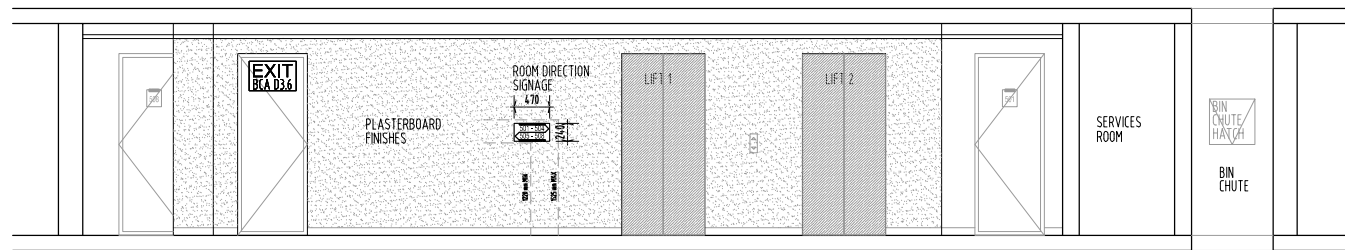
FOR
PETER YANG PTY LTD

DRAWING TITLE

GROUND FLOOR FOYAR & COMMUNAL
AREA LOBBY & LETTERBOX DETAILS

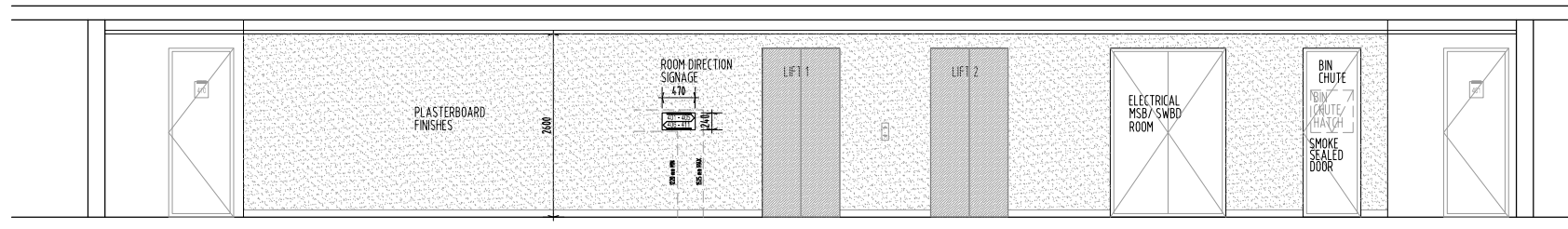
SCALE A3 - 1:50
0 0.25 0.5 1m
DRAWN BY / EMAIL PRIMO@ANAA.COM.AU
PROJECT No. 2210
PAGE No. BA - 50






LEVEL 5 - 8
LIFT LOBBY

A3 - 1:100



LEVEL 2 - 4
LIFT LOBBY

A3 - 1:100



INTERFACE PLATFORM CORNSILK
COMMERCIAL GRADE CARPET TILES OR SIMILAR



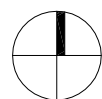
COPYRIGHT

THESE DRAWINGS & DESIGNS ARE COPYRIGHT & MUST NOT BE REPRODUCED IN WHOLE OR IN PART WITHOUT THE PERMISSION OF ANGELO NICOLOSI ARCHITECTS. INFRINGEMENTS OF COPYRIGHT WILL RESULT IN LEGAL ACTION BEING TAKEN

GENERAL NOTES

- ALL MATERIALS & WORKMANSHIP IN ACCORDANCE WITH RELEVANT CURRENT AUSTRALIAN STANDARDS, THE BUILDING CODE OF AUSTRALIA & STATUTORY REGULATIONS
- DO NOT SCALE FROM DRAWINGS. VERIFY DIMENSIONS & DETAILS ON SITE BEFORE COMMENCING ANY WORK
- WHERE DISCREPANCIES EXIST BETWEEN FIGURED & SCALED DIMENSIONS, FIGURED DIMENSIONS PREVAIL
- REFER ANY DISCREPANCIES TO THE ARCHITECTS BEFORE COMMENCING WORK OR PREPARING SHOP DRAWINGS

NORTH POINT



DATED

5-08-22
13-06-22
31-3-22

EVENT

FOR STRUCTURAL
FOR INFORMATION
BA

ISSUE

C
B
A

PROJECT

MULTIPLE DWELLING

LOCATION AT

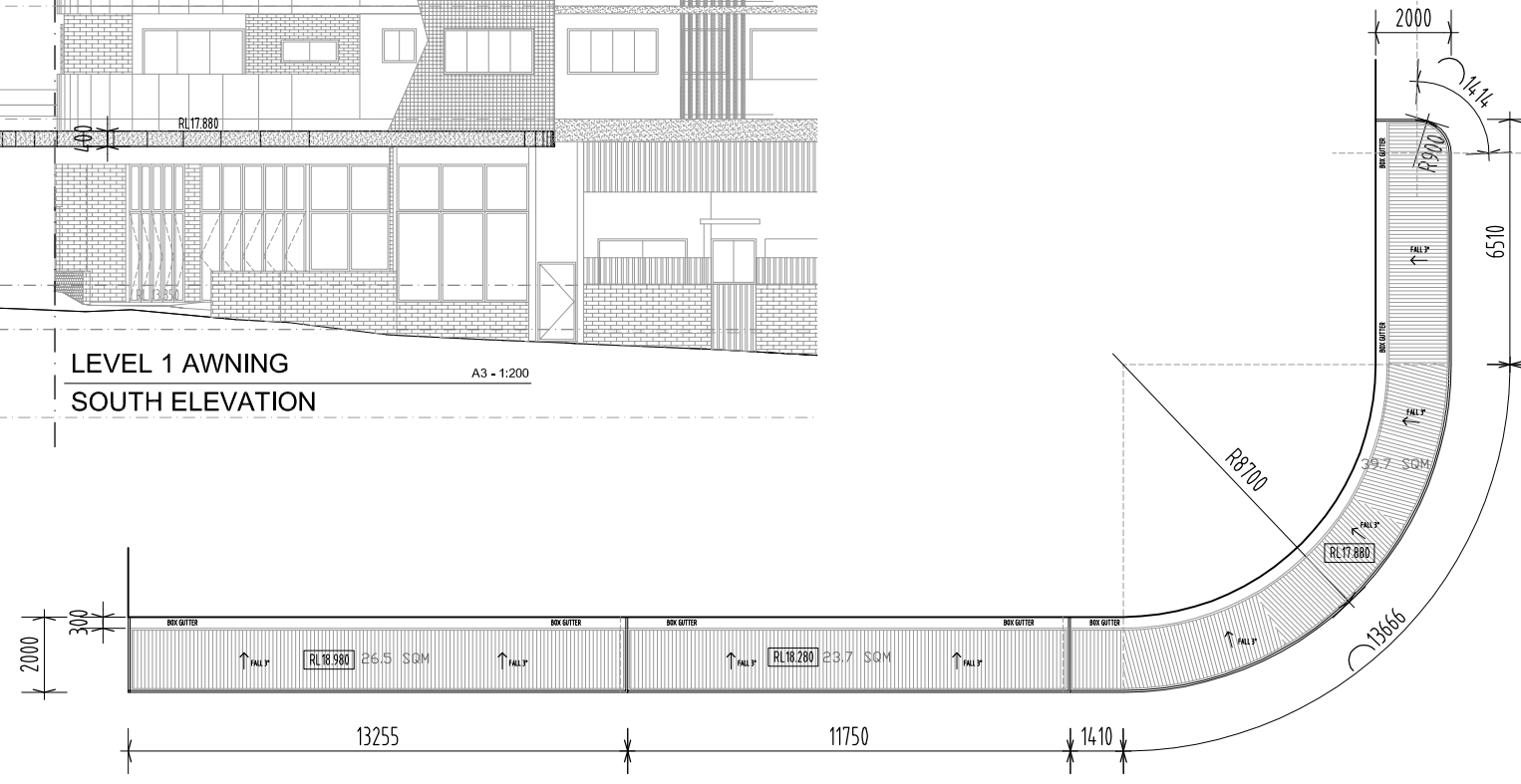
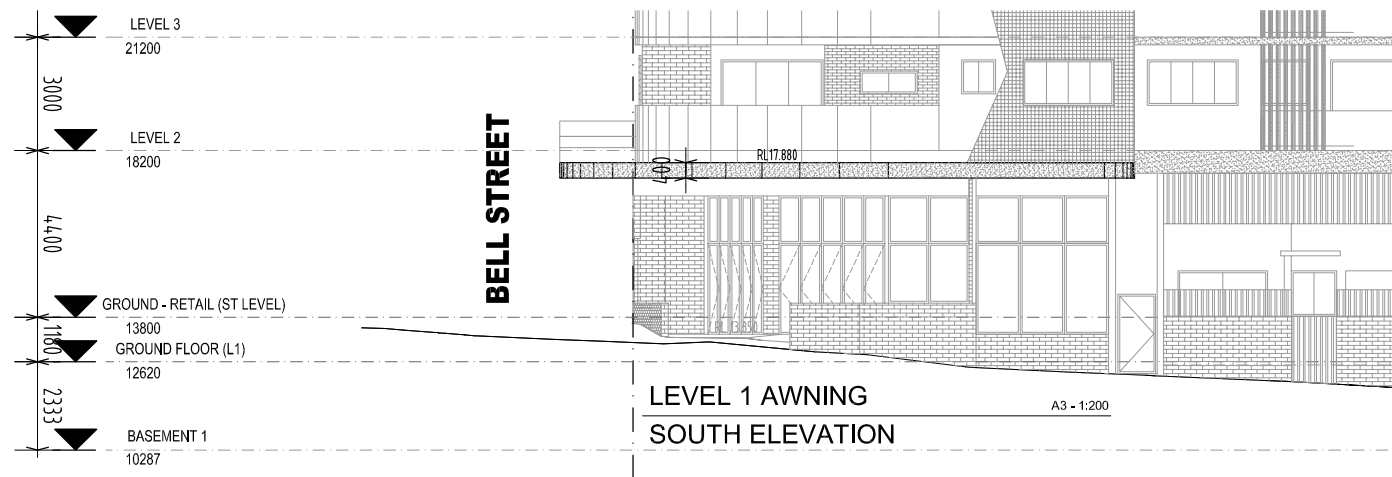
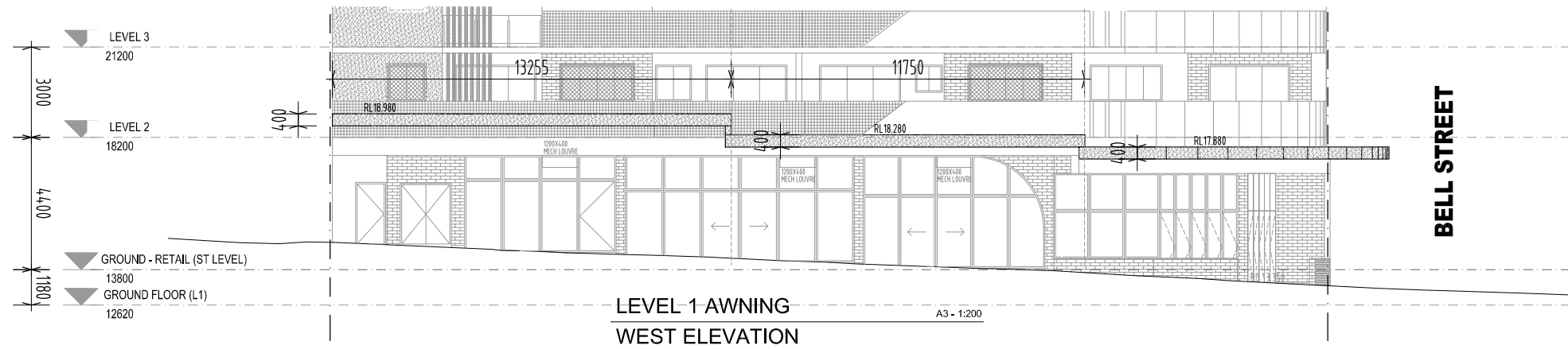
624 MAIN STREET
KANGAROO POINT

FOR
PETER YANG PTY LTD

DRAWING TITLE

LEVEL 2 - 4 LIFT LOBBY &
LEVEL 5 - 8 LIFT LOBBY

SCALE	A3 - 1 : 50	DRAWN BY / EMAIL	PROJECT No.	PAGE No.
0 0.25 0.5 1m		PRIMO NICOLOSI PRIMO@ANAA.COM.AU	2210	BA - 51



LEVEL 1 AWNING PLAN A3 - 1:200

COPYRIGHT

THESE DRAWINGS & DESIGNS ARE COPYRIGHT & MUST NOT BE REPRODUCED IN WHOLE OR IN PART WITHOUT THE PERMISSION OF ANGELO NICOLOSI ARCHITECTS. INFRINGEMENTS OF COPYRIGHT WILL RESULT IN LEGAL ACTION BEING TAKEN

GENERAL NOTES

- ALL MATERIALS & WORKMANSHIP IN ACCORDANCE WITH RELEVANT CURRENT AUSTRALIAN STANDARDS, THE BUILDING CODE OF AUSTRALIA & STATUTORY REGULATIONS
- WHERE DISCREPANCIES EXIST BETWEEN FIGURED & SCALED DIMENSIONS, FIGURED DIMENSIONS PREVAIL
- DO NOT SCALE FROM DRAWINGS
- VERIFY DIMENSIONS & DETAILS ON SITE BEFORE COMMENCING ANY WORK
- REFER ANY DISCREPANCIES TO THE ARCHITECTS BEFORE COMMENCING WORK OR PREPARING SHOP DRAWINGS

NORTH POINT

DATED

5-08-22
13-06-22
31-3-22

EVENT

FOR STRUCTURAL
FOR INFORMATION
BA

ISSUE

C
B
A

PROJECT

MULTIPLE DWELLING

LOCATION AT

624 MAIN STREET
KANGAROO POINT
FOR
PETER YANG PTY LTD

DRAWING TITLE

AWNING DETAILS

SCALE A3 - 1 : 200
0 1 2 4m

DRAWN BY / EMAIL
PRIMO NICOLOSI
PRIMO@ANAA.COM.AU

PROJECT No. PAGE No.
2210 BA - 52